

Financial management in Govt. First Grade College Libraries of Hassan District, Karnataka: A pilot study

Naveen CL^{1,*}, B.U. Kannappanavar²

¹Librarian, Govt. First Grade College, Gandasi, ²Selection Grade Librarian, Sahyadri Arts College, Shivamogga

***Corresponding Author:**

Email: naveendeluxeshetty@gmail.com

Abstract

Financial source is a powerful tool for the exploring goals and objectives of the library. Financial management in a collection development of libraries is highly skill orientated, and many rules and procedures need to be followed for the effective utilization of grants from the various financial sources. This article focused to identify the various financial sources and financial management strategies for the collection development of libraries in government first grade college libraries of Hassan district in Karnataka. This article is based on comprehensive survey carried out by the authors with specific intention to assess the financial management. A structured questionnaire used as the tool for the survey. Out of 20 libraries, 16 filled questionnaires received. Majority of the college libraries are not following any standard budgetary methods for preparation of library budget and 50% of the libraries followed the lump sum budget method. It is also noted that year by year collection development of books decreased frequently. The study observed that the government is the main funding source for the college libraries.

Keywords: Financial Management, Collection Development, College Libraries.

Introduction

Colleges are considered as institutions of higher learning. Libraries in these institutions play an important role in supplementing the higher education and research. Libraries are otherwise known as 'information and knowledge repositories' and enable the students to build up an appropriate academic and professional career. It is therefore necessary to design and develop a quality library system in order to provide an effective teaching and learning environment. Library as 'learning and intellectual centre' need to be supported not only in building, physical, human, and intellectual resources, but also require strengthen its financial resources. Design and develop quality library system in order to provide an effective teaching and learning environment. (Joute, 2014)

Libraries have to play central role in the lives of colleges in supporting teaching-learning process. Development of collection of such library is very vital for the users and it is the responsibility to the academic librarians to provide the required literature and information to the students, faculties and non-academic staff of the college where they worked (Das & Paul, 2012). It is experienced that the allotment of fund for library is not increases proportionately and most of the Government First Grade College libraries in Karnataka are passing in the time of financial constraints.

This financial crisis resists the development of modern library services. Developments of college library service have been encountered by financial problem which comes up with the increasing demands of information users and application of ICT in the libraries. And, due to the price rise coupled with decreasing fund, college library faces many difficulties in their day to day functions. College Library will have

no other alternative but to adopt new mechanism or strategies for getting more funds and earning more revenues from other sources. Financial resources for college libraries are not in a stable position As a result, college libraries get a very less development grants from the concern government. To develop library services, it is necessary to increase and generate college library fund. Resource generation and mobilization is very much essential, and the need of hour for college libraries.

Definition Analysis

College: As an institution of higher studies, the college imparts post-secondary/higher secondary education leading to Bachelor degree. Certain colleges also impart post-graduates education leading to Master's Degree.

The college plays a vital role in the university education system. During sixth plan period, the UGC formulated policy for development of undergraduate and post-graduate education in the colleges, with view to improving the standard and quality of higher education.

College Library: The college library has to be made the intellectual hub of the institution serving equally both the students and teachers. "This is all the more necessary because about 90% of the students in higher education in India pursue their studies in Colleges".

The college library has a supporting, coordinating and encouraging role. It is an integral part of the college education. Moreover it is the heart of the academic institution with arteries summing into its department and individuals".

A good college library not only serves the academic need to the student but also meets the

educational and research needs. The quality of teaching learning process depends upon the resources and services of the library.

The college libraries thus serves the academic purpose in addition to it, they co-ordinate several function related to teaching.

College libraries are institutions endowed with responsibility of meeting the educational need of their users.

In short, college libraries should provide needed information to its needs for not only their examination purpose but also for further career, which may also help in nation building.

It can be summarized that college library are playing significant role in college, but on which literature is very scarce and proper guidelines are necessary for development of college libraries. ("Financial Management in college library.pdf," n.d.)

College Library in the present context: The college libraries, in the changing information environment are facing tremendous problems in generating resources. There are challenges which arise to meet the user requirements or different information needs. Due to various reasons such as exponential growth of knowledge, price rise budget reduction, demand of better services etc generation and mobilization of resources are very much required.

The increasing growth in the enrolment of students and researchers, lack of proper and adequate infrastructure further aggravates the overall problems and challenges for the college libraries. College libraries are under ever-increasing pressure to enhance the technological capabilities to meet the academic demands of the users and compete with other alternative information providers. This transition period of shifting to the modern library services from traditional library services it is very crucial particularly to the librarians of colleges as they are experiencing severe shortages in terms of funds and other library resources. (Joute, 2014)

Concept of financial management in libraries: Finance plays a crucial role in all developmental activities of an organization. College libraries being spending organizations do not earn revenue for its services rendered. Therefore, college libraries need constant financial support both from the government, UGC and non-government agencies to provide its services smoothly and effectively. A perennial source of finance also strengthens the system to perform in an efficient manner.

Financial Management of libraries means planning, organizing, directing and controlling the financial activities such as procurement and utilization of funds of the libraries. It means applying general management principles to financial resources of the library.

"Financial management is the application of the planning and control functions to the finance functions, financial management involves the application of general management principles to a particular financial operations"- Howard and Upton

Defining Features of Library Finance

Libraries are Spending Institutions: Unlike state, central and local government department, libraries are not revenue generating institutions, but are spending institutions because libraries are basically service institutions. They are non-profit organizations engaged in nation building activities by giving good services to their students. They are ready to offer, information, education and recreations to their students by charging only nominal fees during their admission.

Libraries are Growing Organisms: The father of Library science Dr. S.R. Ranganath's fifth law of library science, libraries are growing organisms. It means that all the resources of a library, like books furniture, building and staff keep growing day by day. As a number of books and other resources are published continuously, these resources will be acquired in the library to serve the readers. To organize these resources more and more staff the building and furniture are required. This kind of growth is possible only if adequate grants are provided by the parent institutions such as University Grants Commission (UGC) regularly. In fact the UGC has recommended that every book grant must be accompanied with the grant for staff, building and furniture in order to put them for proper use.

Libraries Need Recurring Grants: Libraries besides being growing institutions, once started will remain forever. All most all the financial expenses of a library are recurring in nature, therefore libraries must be provided with perennial funds.

Standard Library Services: Libraries are not only rapidly growing organizations but they are also democratic in nature. They have to provide up to date and satisfactory library services to the users through the libraries located in every nook and corner of the country. Therefore perennial source of supply of sufficient funds must be tapped to provide services to the users without any discrimination.

Literature Review

Atanu Das & Gayatro Paul (2012) conducted a study on Financial Planning and Challenges for college libraries in Present Era. The result indicates that most of the college libraries facing various financial problems. The study discussed the various financial problems associated with the college library budget. It studies the meaning of budget and examined the various techniques of budgeting that may be use in the libraries for fund acquisition and allocation. Study draws the necessary steps to be taken for library budget preparation.

Shivshankar Ghumre & Veer D.K(2013) conducted a study on Expenditure Of College Library Budgets In Marathwada Region: A Case Study. This study highlights the college library budget, expenditure of library budget in various heads, assessment of the present budgetary status of college libraries in Marathwada region. Some of the findings of this study are as follows:

- It is observed that the budget of college libraries in Marathwada region is not compatible to ACRL(2012) standards and it is also noticed that budget has been increased year by year during study period.
- It reveals that there is a significant difference found between library budgets during the financial year 2005-2010.
- The library budget was linearly increased from financial year 2007-08. It is also noted that the growth of average budget of a library was constant during last five years and it was noted near about Rs. 60,000 per year. 60% of college libraries having budget up to Rs. 1,50,000/- where as some 13.75% libraries were having budget more than 3,00,000/- per annum.
- It is noted that in the financial year 2005-06; 2008-09 and 2009-10 library expenditure was more than library budget. On an average, per capita expenditure in college libraries during financial year 2009-10 was Rs. 232.89. Not a single library fulfils the standards suggested by Ranganathan, Radhakrishnan and Kothari.
- It is observed that all libraries were spending more on books compared to periodicals, bindings, furniture, computers etc.

Mathad C G (1998) conducted a study on Financial Management in Academic libraries in Karnataka. The study discussed the sources of finance, preparation of library budget, budgetary methods adopted allocation of budget, number of instalments, expenditure on books, periodicals and so on.

Some of the findings of this study are as follows:

- It is observed that college libraries have the major contribution of funds from managements of the respective colleges except Government and constituent colleges.
- Government College received grants majorly from state government and UGC only.
- It is observed that no definite method or technique is adopted for the preparation of the library budget and also majority of colleges prepare library budget without the direct participation of the librarian.
- It is observed that major expenditure of library is on the purchase of reading materials, furniture and equipment's.
- The financial resources of private college libraries are better when compared to Government college libraries.

Mathad C G & Kannappanavar B U (2002) conducted a study on "Financial management of constituent college libraries in Karnataka: A survey. This study focuses on the financial provisions of constituent college libraries of Karnataka. Some of the findings of this study are as follows:

- It is observed that the Government and UGC found to be the major source of finance for these libraries.
- It is observed that the average UGC assistance is found to be Rs. 1, 69,643, and the maximum assistance is Rs. 2, 30,000.
- The library expenditure is found to be inadequate to meet the requirements of the users. The correlation coefficient is found to be positive but insignificant.

Kannappanavar B U & Mathad C G conducted a study on "Profile of First Grade College libraries in Karnataka. The study reveals that the present status of college libraries in Karnataka is far from satisfactory this is mainly due to inadequate funds and staff.

Objectives of the study

The major objectives of this study are as follows;

1. To know the various financial sources of Government first Grade College libraries.
2. To identify the year wise growth of library grants.
3. To study the whether financial grants released timely and its utilization.
4. To find out whether libraries have utilized fully the grants made available to them.
5. To find out the year wise growth of the collection development.
6. To find out policies and procedures followed in utilization of grants.

Need For the Study: Library plays an important role in government first grade colleges because most of the students are from low and middle socio-economic background families and due to this majority of the students are not able to buy study materials. Students are heavily depending on libraries for their studies in government colleges. Procurement of resources in library mainly depending on the various funding agencies like UGC, State government, in-house finance generation and etc.

Managing finances resources in the government first grade colleges are more critical and challenging work because there are lot of procedure need to be followed while spending grants for library resources. This made me to take topic related to financial management in government first grade college libraries.

Scope and Limitations: The scope of the study focuses on the, financial management in college libraries. The study restricted to Government First Grade College libraries of Hassan District, Karnataka. However, professional colleges i.e. Law, B.Ed., Engineering,

Management, Information Technology etc. are excluded from the study.

The study delimits its scope to the financial management from 2010 to 2015 financial year relating to print and non-print materials collection, maintenance, furniture, equipment's and services. It excludes staff salary.

Materials and Method

This article is based on comprehensive survey carried out by the authors with specific intention to assess the financial management in Government First Grade College libraries in Hassan district. A structured questionnaire was used as the tool for the survey. The

questionnaire has been developed by consulting a number of previous surveys. As there are 24 Government First Grade college libraries in Hassan, out of 24 colleges 20 college libraries covered in the study as there is no permanent librarian in these four college libraries. The questionnaires were sent to the Librarian through mail and post. Some questionnaires filled through direct observation and face to face interview methods. Out of 20 libraries, 16 filled questionnaires received from the G.F.G.C. libraries.

Data Analysis: Analysis of collected data of surveyed libraries has been tabulated and presented in following heads.

Year of Establishment

Table 1: Year of Establishment

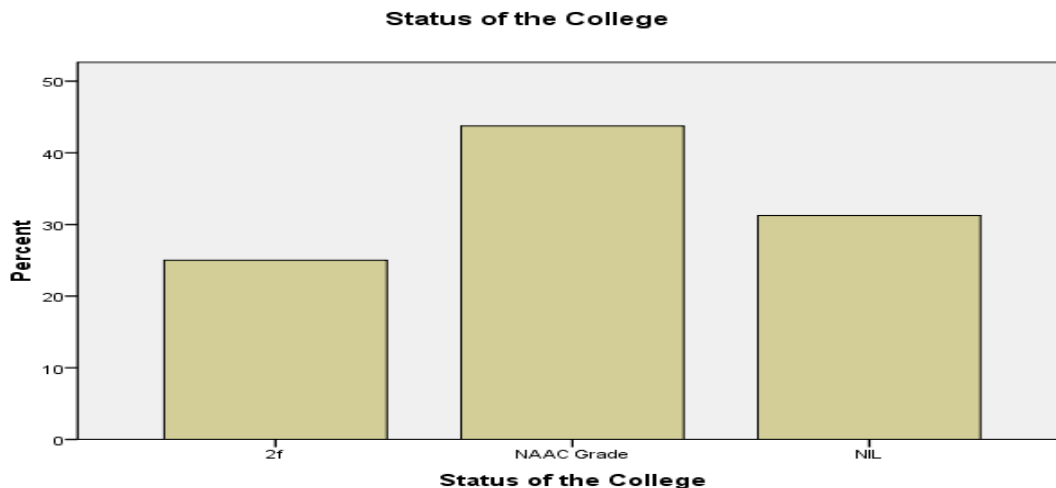
		Frequency	Percent	Valid Percent	Cumulative Percent
Valid	1948	1	6.2	6.2	6.2
	1980	1	6.2	6.2	12.5
	1984	1	6.2	6.2	18.8
	1991	1	6.2	6.2	25.0
	1992	1	6.2	6.2	31.2
	1996	1	6.2	6.2	37.5
	2006	4	25.0	25.0	62.5
	2007	6	37.5	37.5	100.0
	Total	16	100.0	100.0	

Table 1 clearly shows that if we compare the sample of responses received with the growth in the colleges in Hassan Dist., it can be observed that 06 (37.5%) colleges were established before 1996 and those are considered as old colleges and 10 (62.5%) colleges are considered as younger and were established after 2005. Therefore it is assumed that, the maximum number of respondents has good facilities and services.

Status of the College

Table 2: Status of the College

		Frequency	Percent	Valid Percent	Cumulative Percent
Valid	2f & 12b	4	25.0	25.0	25.0
	NAAC Grade	7	43.8	43.8	68.8
	NIL	5	31.2	31.2	100.0
	Total	16	100.0	100.0	



The Table 2 shows the status of the college regarding 2f, 12b & NAAC grades. 04 (25%) colleges having the status of 2f. 07 (43.75%) colleges accredited with NAAC grades and 05 (31.25%) colleges not having 2f & 12b status and not accredited.

Courses offered in the college: From the Table, it can be observed that the maximum responses i.e. 08 (50%) received from colleges having Arts, Commerce and Management combinations. There were 02(12.5%) colleges having arts and commerce combinations, 05(31.25%) colleges having Arts, commerce and Science combinations whereas 1(6.25%) college has only Science combination. It is interpreted that some of Arts, Commerce and Science colleges were having Management combinations. Such type of Colleges started professional courses such as B.B.A., B.C.A., and B.C.S. etc.

Table 3: Courses Offered

Courses offered	Frequency	Percent	Valid Percent	Cumulative Percent
Arts, Commerce & Management	8	50.0	50.0	50.0
Arts & Commerce	2	12.5	12.5	62.5
Arts, Commerce, Management & Science	5	31.2	31.2	93.8
Science	1	6.2	6.2	100.0
Total	16	100.0	100.0	

It is observed from the Table that the colleges under the study are offering Arts, Commerce, Science, and managements courses.

UG & PG courses offered in the college

Table 4: UG & PG Courses Offered

	Frequency	Percent	Valid Percent	Cumulative Percent
Yes	6	37.5	37.5	37.5
No	10	62.5	62.5	100.0
Total	16	100.0	100.0	

From the Table 4 it is observed that among 16 colleges under the investigation only 6 colleges offering both UG & PG courses.

Student Strength

Table 5: Student Strength

	Frequency	Percent	Valid Percent	Cumulative Percent
Less than 500	10	62.5	62.5	62.5
500 to 1000	1	6.2	6.2	68.8
1001 to 2000	3	18.8	18.8	87.5
2001 to 3000	2	12.5	12.5	100.0
Total	16	100.0	100.0	

The above Table clearly shows that the enrolment of the students is varying in nature. 10(62.5%) colleges were enrolled less than 500 students, 01(6.2%) college having the student's strength 500 to 1000, 3(18.8%) colleges having the strength about 1001-2000 and 2(12.5%) colleges ranging between 2001 to 3000.

Total library Collection

Table 6: Library Collection

	Frequency	Percent	Valid Percent	Cumulative Percent
Less than 5000	1	6.2	6.2	6.2
5001 - 10000	6	37.5	37.5	43.8
10001 - 20000	4	25.0	25.0	68.8
20001 - 30000	3	18.8	18.8	87.5
30001 and above	2	12.5	12.5	100.0
Total	16	100.0	100.0	

From the above Table it is observed that only one library (6.2%) has the collection less than 5000, 06(37.5%) libraries have the collection ranging between 5000 to 10000, 03(18.8%) colleges having the collection between 20001 to 30001 and 02(12.5%) colleges have the collection more than 30000.

Sources of Finance

Table 7: Sources of Finance

	Frequency	Percent	Valid Percent	Cumulative Percent
Government	11	68.8	68.8	68.8
Government, UGC	5	31.2	31.2	100.0
Total	16	100.0	100.0	

The Table reveals that Government is the main source of finance for all colleges. In addition to government 5 colleges out of 16 received grants from UGC.

Funds allotted for the library made in time?

The below Table shows that 25% of the colleges said that funds allotted for the library made in time and 75% of the college have the opinion that the funds are not allotted for the library made in time.

Table 8: Funds Allotment

		Frequency	Percent	Valid Percent	Cumulative Percent
Valid	Yes	4	25.0	25.0	25.0
	No	12	75.0	75.0	100.0
	Total	16	100.0	100.0	

Funds released in a single installment or by installments?

Survey reveals that the 11 (68.8%) colleges have the opinion that the funds released in the single installments and 05(31.2%) colleges said that funds are released in number of installments.

Table 9: Funds released in Single Allotment

		Frequency	Percent	Valid Percent	Cumulative Percent
Valid	Single	11	68.8	68.8	68.8
	Installments	5	31.2	31.2	100.0
	Total	16	100.0	100.0	

Number of instalments for allocation of funds**Table 10: How Many Installments**

Installments	Frequency	Percent	Valid Percent	Cumulative Percent
2	3	60.0	60.0	60.0
3	2	40.0	40.0	100.0
Total	5	100.0	100.0	

The study reveals that the 03 (60%) college libraries have the opinion that they receive funds in two installments and 02 (40%) college libraries receiving the funds in three installments.

Reading Room fees collection**Table 11: Reading Room Fees**

	Frequency	Percent	Valid Percent	Cumulative Percent
Yes	16	100.0	100.0	100.0

From the above Table it reveals that all the colleges (100%) collect the reading room fee of Rs. 64 rupees per students. Reading room fee collected from the students remitted to reading room account and the amount utilized for subscription of newspapers, magazines, journals and books.

Overdue Charge collection: From the Table it is observed that the 14 (87.5%) colleges are not in the favour of collecting the overdue charges from the students and 02 (12.5%) colleges collecting the one rupee as overdue charges from the students and the amount will be remitted to government account.

Table 12: Overdue Charges

		Frequency	Percent	Valid Percent	Cumulative Percent
Valid	Yes	2	12.5	12.5	12.5
	No	14	87.5	87.5	100.0
	Total	16	100.0	100.0	

Funds received during the 2010-11 to 2014-15

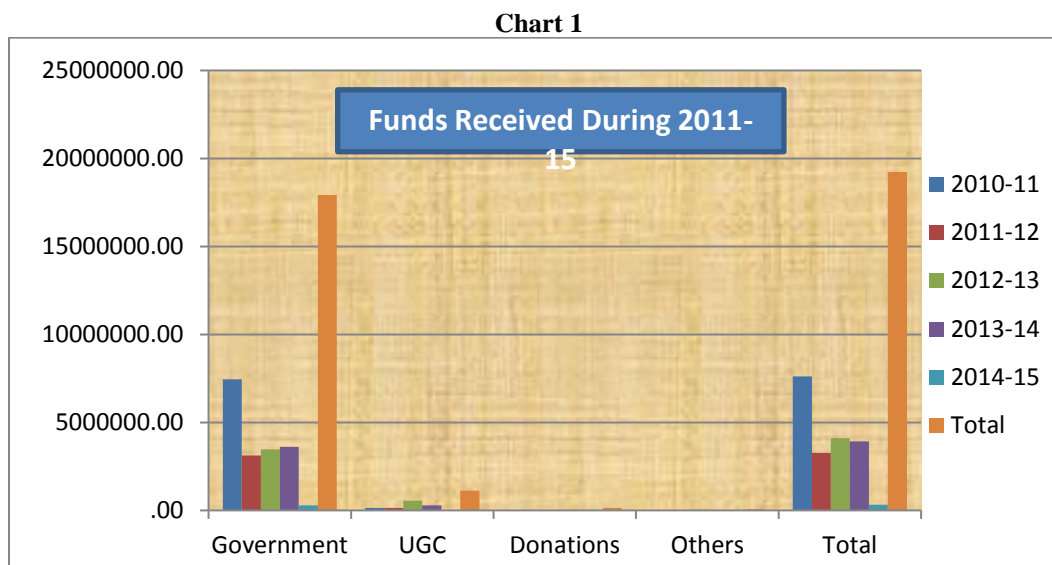
In order to maintain the level of service required fulfilling their functions, college libraries should be supported by... sustained funding. Adequate level of funding are crucial to the success of college libraries in fulfilling its roles hence attempt was made to collect data from 16(100%) libraries on main funding sources; it was observed that college libraries is funded by the government, UGC, donations and reading room. Attempt was made to collect data on annual income from different sources to 16(100%) libraries during 2010-11 to 2014-15, which is presented in the below table.

Table 13: Funds received during the 2010-11 to 2014-15

Sources of Income	2010-11	2011-12	2012-13	2013-14	2014-15	Total
Government	7456432.00 (98%)	3117266.00 (95%)	3466682.00 (84.62%)	3607236.00 (92%)	278522.00 (85.65%)	17926138.00 (93.20%)
UGC	138000.00 (1.8%)	133000.00 (4%)	562218.00 (13.7%)	278830.00 (7%)	890.00 (0.27%)	1112938.00 (5.78%)
Donations	17600.00 (0.2%)	20544.00 (1%)	28992.00 (0.7%)	31488.00 (0.8%)	33152.00 (10.2%)	131776.00 (0.68%)
Others	0.00 (0%)	0.00 (0%)	40356.00 (0.98%)	9736.00 (0.2%)	12602.00 (3.88%)	62694.00 (0.34%)
Total	7612032.00	3270810.00	4098248.00	3927290.00	325166.00	19233546.00

The above Table shows the income during the period of 2010- 2015 by college libraries during which it can be observed that the government grants decreased for the period of 2011-2012 then increased during 2012-13 and 2013-14 then again sudden decrease is observed in the period 2014-15. The data collected was analyzed on annual income for 16(100%) libraries. It was observed that the government is the main funding source for college libraries. From the table it can be observed that government is the main source of income ranging from 7456432.00in 2010-11 to 278522.00in 2014-15.

The college libraries also receive income from UGCRs.1112938.00(5.78%), donations on an average Rs.131776(0.68%) and other sources like reading room funds Rs. 62694 (0.34%).



Library budget is an important factor for the library, so it was essential to know the library budget. The respondents were asked to mention the library budget for the year 2010-11 to 2014-15. While analyzing the library budget of the libraries surveyed, the total year wise budget and average budget for a library in Hassan for last five years is presented in the above table. It is observed that the budget of college libraries as shown in above tables, it is not compatible to ACRL (2012) Standards. It is also noted that in the year 2014-15 many college libraries having zero budget, because these colleges did not received any amount from the government, UGC and from any other source.

Preparation of library budget

Table 15: Who Prepares Library Budget

		Frequency	Percent	Valid Percent	Cumulative Percent
Valid	Principal	1	6.2	6.2	6.2
	Librarian	3	18.8	18.8	25.0
	Library Committee	12	75.0	75.0	100.0
	Total	16	100.0	100.0	

The Table shows that in 12 (75%) college libraries library committee prepares the library budget where as in 3 (18.8%) college libraries librarian prepares the library budget and in 1 (6.2%) college library principal prepares the library budget.

Is library grants utilized completely: The Table shows that all the 16 (100%) college libraries completely utilized the allotted library grants.

Table 16: Library Grants Utilized Completely

		Frequency	Percent	Valid Percent	Cumulative Percent
Valid	Yes	16	100.0	100.0	100.0

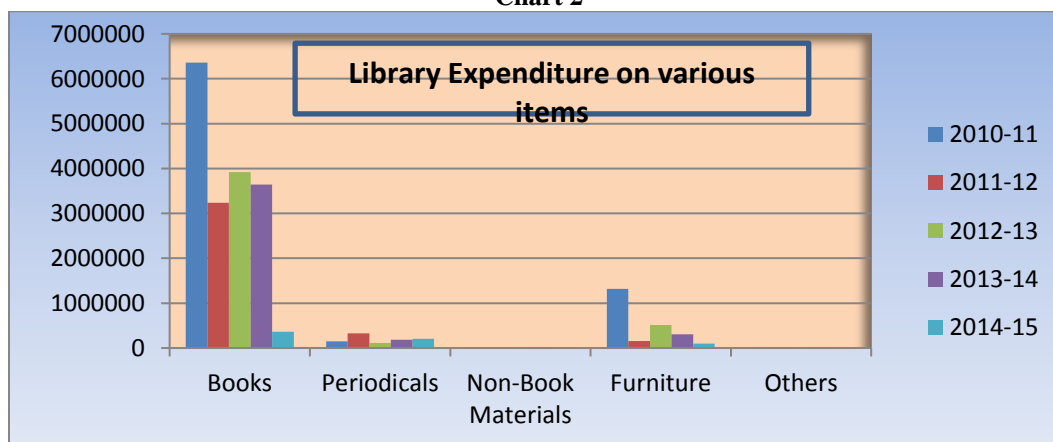
Annual Expenditure of college Libraries**Table 17: Annual Expenditure of college Libraries**

Range	2010-11	2011-12	2012-13	2013-14	2014-15
Less than One Lakh	4 (25%)	0	7 (43.8%)	4 (25%)	8 (66.7%)
1-3 Lakhs	3 (18.8%)	13 (81.2%)	5 (31.2%)	7 (43.8%)	4 (33.33%)
3-5 Lakhs	4 (25%)	2 (12.5%)	1 (6.2%)	2 (12.5%)	0
5-10 Lakhs	3 (18.8%)	1 (6.2%)	3 (18.8%)	3 (18.8%)	0
More than 10 Lakhs	2 (12.5%)	0	0	0	0
Total	16 (100%)	16 (100%)	16 (100%)	16 (100%)	12 (100%)

From the above Table it can be observed that during the financial year 2010-11, 2011-12, 2012-13 & 2013-14 more than 80% of the college libraries having their annual expenditure within 10 lakh and only 02(12.5%) in the financial year 2010-11 college libraries having their annual expenditure more than 10 lakh. During the financial year 2011-12 to 2014-15 it can be observed that no one library had their annual expenditure more than 10 lakh. It is also observed in the financial year 2014-15 04 college libraries had zero annual expenditure during the year.

Total expenditure of the college libraries on various items**Table 18: Total expenditure of the college libraries on various items**

Year/ Particulars	2010-11	2011-12	2012-13	2013-14	2014-15
Books	6356399.00 (81.26%)	3234918.00 (86.70%)	3920406.00 (86.14%)	3642768.00 (87.74%)	358980.00 (53.94%)
Periodicals	147373.00 (1.89%)	325135.00 (8.72%)	116308.00 (2.65%)	183748.00 (4.42%)	204603.00 (30.74%)
Non-Book Materials	0	0	5000.00 (0.01%)	8286.00 (0.2%)	0
Furniture	1316639.00 (16.84%)	157348.00 (4.22%)	509278.00 (11.19%)	308000.00 (7.41%)	100000.00 (15.02%)
Others	1152.00 (0.01%)	13584.00 (0.36%)	5008.00 (0.01%)	8772.00 (0.23%)	1964.00 (0.3%)
Total	7821563.00 (100%)	3730985.00 (100%)	4556000.00 (100%)	4151574.00 (100%)	665547.00 (100%)

Chart 2

From the above Table & Chart it is noted that an average 85% budget was utilized on books during the study period except in the year 2014-15 (54%). Whereas 2 to 8 percent budget was utilized on periodicals during study period except in the year 2014-15 (31%). It is also observed that the expenditure occurred on non-book materials is very less, it is only about 0.01% & 0.2% in the study period 2012-13 & 2013-14 and rest in the other study period it was 0%. It is also observed that the expenditure occurred on furniture was ranging from 4% to 15%, others expenditure included contingencies also occurred ranging from 0.01% to 0.3% during the study period.

Collection Development

Table 19: Collection Development

Year/ Particulars	2010-11	2011-12	2012-13	2013-14	2014-15
Books	42255	22004	27652	20356	2102
Non-Book Materials	10	107	53	45	12
Periodicals	132	162	176	201	216
Others	6	6	7	10	11

From the Table it is noted that all the college libraries concentrated on collection of printing materials especially books. It is also noted that year by year collection development of books decreased frequently. But collection of periodicals increased year by year and it is also noted that only few colleges build a collection of non-book materials.

Policies/standards used during the management of allotted funds: The financial grants received under different heads of accounts/funds are to be planned to purchase for the same it is released. The Librarian and Library advisory committee plays a vital role in planning and allocation of funds/grant provided to library. On the basis of librarians "observations in circulation and reference counters, recommendation and feedback/opinion of library staff, faculty, students, administrative staff, changing technology, by forecasting changes in syllabus/curriculum libraries planned to manage the available funds for the financial year.

A question asked to the libraries, what are the policies or standards used during the management of allotted funds, and it is found that no definite policies or standards are used for the management of finance in the college libraries.

Budgetary method adopted: From the below table it is clear that the majority of the college libraries are not following any standard budgetary methods for preparation of library budget. 50% of the college libraries followed the lump sum budget and 6 (37.5%) college libraries have not mentioned any budgetary methods for the preparation of the library budget.

Table 20: Budgetary method adopted

Sl. No	Method Uses	No. of colleges	Percentage
1	Zero Based Budget	1	6.25
2	Lump sum Budget	8	50
3	Per capita Method	1	6.25
4	None	6	37.5

Total	16	100
-------	----	-----

Mode of allocation of budget for the purchase of reading materials

Table 21: Mode of allocation of budget for the purchase of reading materials

Sl. No.	Mode of allocation	No. of colleges	Percentage
1	Syllabus Oriented	14	87.5%
2	Department Needs	15	93.8%
3	Users Needs	16	100%
4	Book Selection Committee	16	100%

From the above Table it is found that maximum college libraries allotted their funds for the purchase of reading materials based on user needs and book selection committee. It is also noted that nearly 90% of the colleges gave preferences to syllabus oriented and department needs.

Conclusion

With the rapid increase of knowledge and the unprecedent scientific and technological development, the college libraries are finding it difficult to keep pace with the changing need of users due to the inadequacy of financial resources. The results of this study have indicated that government college libraries in Hassan District must undergo for NAAC accreditation to get financial support from UGC. It is found that government is the main source of finance for college libraries. Adequate level of funding are crucial to the success of college libraries in fulfilling its roles hence attempt was made to collect data from 16(100%) libraries on main funding sources; it was observed that college libraries is funded by the government, UGC, donations and reading room. From the study it can be observed that government is the main source of income ranging from 7456432.00 in 2010-11 to 278522.00 in 2014-15. All libraries were spending more on books

compared to periodicals, non-book materials, furniture etc. It is found that no definite policies or standards are used for the management of finance in the college libraries.

References

1. Ghumre, Shivashankar & Veer, D K (2013), Expenditure of college library budgets in Marathwada region: a case study, *International Journal of Digital Library Services*, Vol. 3, pp. 23-32.
2. Mathad C G (1998), *Financial management in Academic libraries in Karnataka*, Ph.D thesis submitted to Dept. Of Library & Information Science, Bangalore university.
3. Das, Atanu & Paul, Gayatri (2012). *Financial Planning and Challenges for college Libraries in Present era*. Challenges in library management system. p 206-213.
4. Joute, Zomunana (2014). *Resource Mobilization for College Library: A Job of Library Professional Excellence*. 9th Conventional Planner. P 238-243.
5. Ghumre, Shivshankar, Veera, D. K & Kalbande, Dattatraya Trayambak (2013). *Expenditure of College Library Budgets in Marathwada Region: A Case Study*. *International Journal of Digital Library Services*. Vol.3. Issue.1 p 23-32.
6. Pupeliene, Janina (2012). *The Management of the Library's Financial Resources when implementing an open environment*.
7. Riin-Kont, Kate (2008). *Financial Management and Financial Analysis in libraries: the case of the National Library of Estonia*. *EBS Review* No. 25 2008-09. p103-117.
8. Mathad, C G & Kannappanavar, B U (2002). *Financial management of constituent college libraries in Karnataka: A survey*. *SRELS Journal of Information Management*. vol. 39, no. 3, pp. 313-321.
9. Kannappanavar, B U & Mathad, C G (2000). *Profile of First Grade College Libraries in Karnataka*. *Annals of Library Science and Documentation*. 47, 4;2000;131-140.
10. Mathad, C G (1998), *Financial Management in Academic Libraries in Karnataka*. Ph. D Thesis submitted to Department of Library & Information Science. University of Bangalore, Bangalore.
11. Chakrabarti, Avijit & Gurey, Pritam (2012). *Fund Raising Strategies for College Libraries in West Bengal: need of the time: Challenges in Library Management System (CLMS 2012)*, Proceedings of the National Seminar held on 21-25 February, 2012 IACS, Jadavpur, Kolkata.
12. Lakshmi, Vara, R.S.R (2003). *Measurement of College Library Performance: An Evaluative study with Standards* *Intl. Inform. & Libr. Rev.* (2003), 35, p19-37. 2003 Elsevier Science Ltd.
13. Kumara, B & Naik, Sathish (2013). *Revenue Generation and Financial Management in Public Libraries: An Analysis*. *Global research analysis*. Vol. 2, Issue. 6. P106-107.
14. Midda, Abdul Momin (2009). *Changes of Activities in Academic Library System in India*. *Library Philosophy and Practice*. 2011. ICAL-Change Management.
15. Das, A., & Paul, G. (2012). *Financial Planning and Challenges for College Libraries in Present Era*, (Clms), 206–213.
16. *Financial Management in college library.pdf*. (n.d.).
17. Joute, Z. (2014). *Resource Mobilization for College Library: A Job of Library*.