

Simultaneous estimation of Ramipril and Olmesartan Medoximil by RP-HPLC method

M. Prasada Rao^{1,*}, M.Srikanth², K. Umamaheswari³

¹Professor, ^{2,3}Assistant Professor, Department of Pharmaceutical Analysis, M.A.M College of Pharmacy, Kesanupalli, Guntur, Andhra Pradesh, India

***Corresponding Author:**

Email: prins2mam@gmail.com

Abstract

After thoroughly surveying literature, it was evident that there are few analytical methods reporting for the estimation of ramipril and olmesartan medoximil by reverse phase HPLC method. At present the new formulation ramipril and olmesartan medoximil is obtained in the market. At present, there is no specific and economical method determination of ramipril and olmesartan medoximil in a combined pharmaceutical dosage form. So there arises a need for developing a sensitised analytical method for the simultaneous estimation of ramipril and olmesartan medoximil in many pharmaceutical dosage forms which are commonly obtained in the market.

Keywords: Ramipril, Olmesartan Medoximil, RP-HPLC, Tablets.

Introduction

Ramipril: Binding and inhibiting activity is done by ACE inhibitors, which have a greater inhibitory activity towards the C-domain. Active metabolite of Ramipril is Ramipril at, which combats with AT I to bind for ACE by inhibiting and conversion of ATI to ATII which is an enzymatic proteolysis. There is a proportionate reduction in blood pressure when there is decrease in the AT II levels and there by inhibition of the pressor effects of ATII. There is also a proportionate increase in plasma renin activity because of the loss of feedback inhibition mediated by AT II on the stimulation of the reflex mechanisms via baroreceptors and release of renin.

Olmesartan: This is a type of an ARB where we observe the selective inhibition of binding of the AT II to AT I, which can be observed in many tissues such as vascular smooth muscle and the adrenal glands. This preferentially blocks the AT I mediated vasoconstriction and aldosterone- secreting effects of angiotensin II and as a result we observe the decrease in the vascular resistance as well as the blood pressure. Olmesartan is selective for AT I and has an affinity 12,500 times greater for AT I than the AT II receptor.

Materials and Methods

Chromatographic Conditions: 2489 UV-Visible detector and Waters e2695 separation module with the HPLC instrument provided with a Inertsil C8 column (100 mm x 4.6 mm; 5 μ m), auto-injector, the auto sampler with Empower software from Waters Corporation, Milford USA was employed in the study. HPLC grade acetonitrile, was procured from Ranbaxy, India, and Potassium dihydrogen phosphate, Di potassium hydrogen orthophosphate, potassium hydroxide, ortho phosphoric acid AR grade was procured from SD Fine Chem Mumbai, India was

employed in the study.

Reverse Phase Chromatography technique: Reversed-phase liquid chromatography (RPLC) is beneficial method for the determination of the pharmaceutical compounds for multiple reasons because of its compatibility with aqueous and organic solutions along with different detection systems and its repeatability and high consistency. RPLC analysis is sensitised and accurate, whether it can be a pharmaceutical or bioanalytical field, preferentially has the use of stationary phases which give symmetrical and efficient peaks being obtained.

Drug Samples

Formulation samples were procured from the local market and Reference samples were procured from Bio-Leo Analytical Labs India Pvt Ltd, Hyderabad, India, and the mobile phase.

Accurately mixed and weight 0.4g of dipotassium hydrogen phosphate and 1.6g of potassium dihydrogen phosphate in 1000ml of water and adjust the pH 6.8 with dilute potassium hydroxide and acetonitrile in the ratio of 65:35 v/v was to be degassed after filtering through a 0.22 μ m membrane filter. The mobile phase is a diluent for preparing the working solution of the drug. Flow rate of the mobile phase was maintained constantly at 1ml/min. The column temperature was constantly maintained at 30°C and the determining of the drug was carried out at the wavelength 219nm.

Preparation of working stock and working standard solution of Ramipril and Olmesartan Cubis precision balance MSE524P-1CE-DA is used and weight about 5 mg of Ramipril and 20 mg of Olmesartan and to be transferred into a 50ml volumetric flask and the solution was to be sonicated, which was diluted with the mobile phase to get a working standard solution of 100 g/ml Ramipril and 400 g/ml Olmesartan. Furtherly

10 ml diluted to 100 ml with mobile phase gives 10 g/ml Ramipril and 40 g/ml.

Results and Discussions

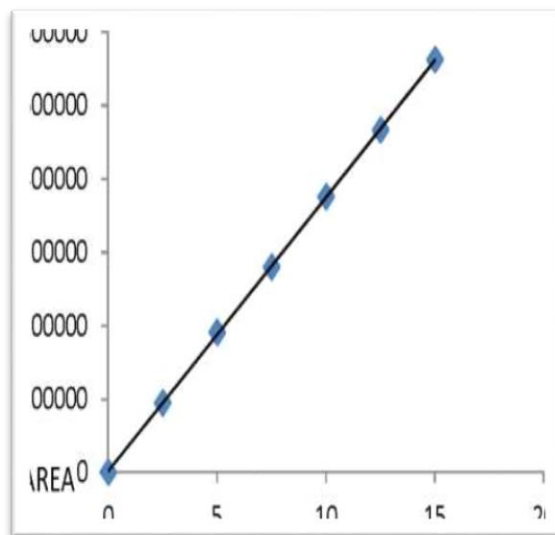
- **Method of development:** development and optimization were done using different mobile phase compositions and columns. Some of the trails show less resolution, peak asymmetry and less theoretical plates show less than 2000. Out of all trails, one trial shows good peak shape, good efficiency, and resolution. This trail conducted by using acetonitrile: phosphate buffer at pH 6.8 in the ratio of 35:65 v/v with inertcil C8 (100x 4.6 mm x 5 m), column at a flow rate of 1 mL/min and determined wavelength was 219 nm. The retention times of Ramipril was found to be 2.28 min and Olmesartan was found to be 3.76 min.
- **Chromatographic conditions:** The mobile phase is isocratic and has a buffer (pH -2.0), methanol and acetonitrile (30:20:50% v/v/v), flowing through the Inertsil ODS C18 column (make: 150 mm x 4.8 mm i.d; particle size 5 μ m) at a constant flow rate of 1.0 ml/min at column temperature which is ambient. The mobile phase was pumped through the column at a flow rate of 1.0ml/min with a sample injection volume of 10 μ l. Detection of the analytes was carried out at a wavelength of 267 nm.

Optimized chromatographic conditions for assay

Waters e2695 separation module with the high pressure liquid chromatographic instrument provided with a Inertsil ODS 3 column (100 mm x 4.6 mm; 5m and 2489 UV-Visible detector, auto-injector, autosampler with Empower 3 software from Waters Corporation, Milford USA was employed in the study. HPLC grade acetonitrile, was purchased from Merck, Mumbai, India and Potassium dihydrogen phosphate, Di potassium hydrogen orthophosphate, potassium hydroxide, orthophosphoric acid ACS,ISO,Reag.Ph Eur grade were purchased from Merck Mumbai, India was used in the study.

Linearity of Ramipril $y = 37345x + 1546.2$

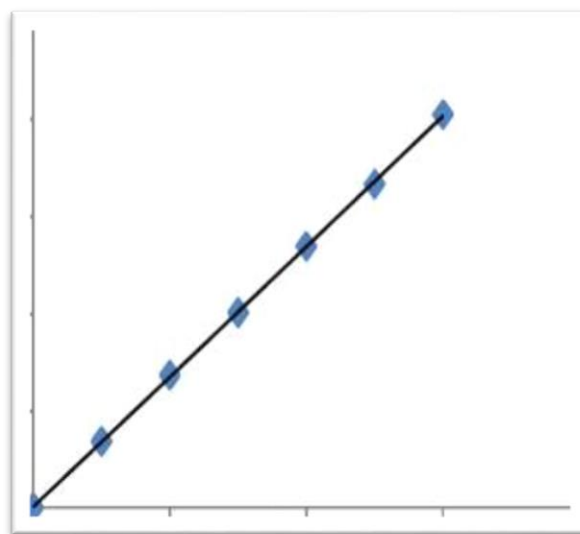
R²=0.99999



Concentration (^g/ml)

Linearity of Olmesartan $y = 33551x + 5231.2$

R² = 0.9999



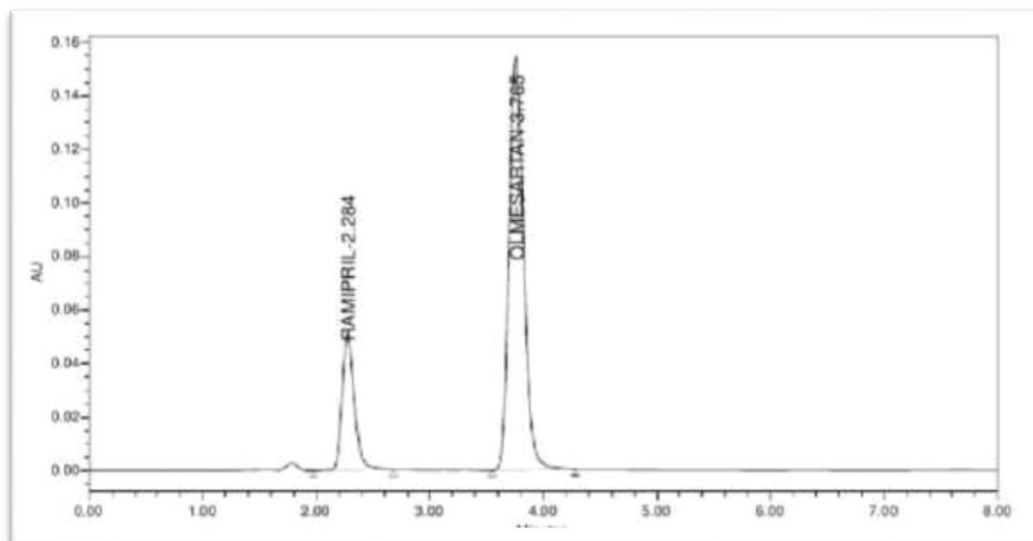
Concentration (^g/ml)

	Peak	RT	Area	Height	%	Resolution	Symmetr	USP Plate
1	Ramipril	2.284	381237	50656	21.78		1.22	2434
2	Olmesartan	3.765	1364023	154786	78.22	7.06	1.16	4243

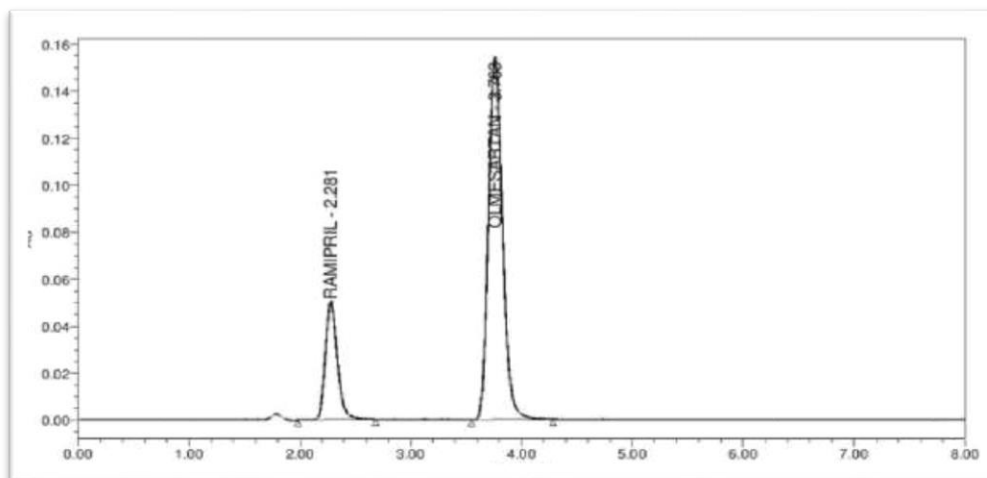
Acceptance criteria

This is the relationship between the concentration (%) of RAMI and OLM I and area of RAMI and OLM I should be linear in the specified range and the correlation should not be less than 0.99.

Prerision (Repeatability):

**System Precision:**

	Peak Name	RT	Area	Height	% Area	Resolution	Symmetry Factor	USP Plate Count
1	Ramipril	2.281	379787	50571	21.78		1.23	2191
2	Olmesartan	3.762	1363665	154754	78.22	7.03	1.16	4275

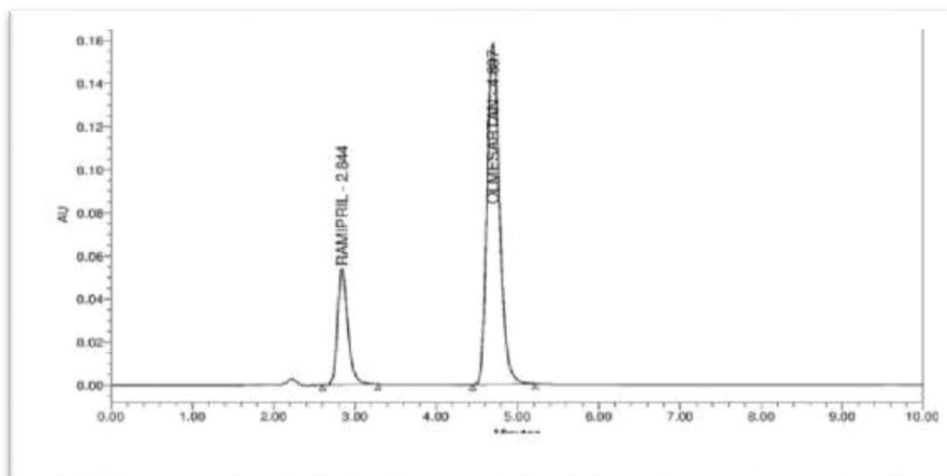
**Acceptance criteria:**

The results of the plate count and tailing factor are found to be within the limit and the % RSD was found to be less than 2%.

150% Spiked

S. No	Name	Vial	Inj	Retention Time	Area
1	RAMI Accuracy150%	30	1	2.283	565466
2	RAMI Accuracy150%	30	2	2.285	565977
3	RAMI Accuracy150%	30	3	2.286	565032
Mean				2.28	565491.7
Std. Dev				0.002	473
%RSD				0.1	0.1

Robustness: The robustness of the method developed was evaluated by altering few experimental conditions and evaluating the resolution between two adjacent peaks of ramipril and olmesartan.
Robustness Flow -1(std) (0.8ml/min)



Peak Name	RT	Area	Height	% Area	Resolution	Symmetry Factor	USP Plate Count
Ramipril	2.844	472613	53963	21.72		1.29	2530
Olmesartan	4.697	1702930	158438	78.28	7.36	1.21	4462

Acceptance criteria: RSD value is within the limit.

%Assay and Recovery Data:

Amount claim(mg/tablet)	Sample	Amt. found by proposed method			%Recovery		
		50%Lev	100LEV	150%LEV	50%LEV	100LEV	150%LEV
Ramipril-5 mg	1.	4.991	9.986	15.008	99.82	99.86	100.05
Olmesartan-20mg	2.	20	39.94	59.376	100	99.85	99.96

Validation Parameters:

S.NO	Parameters	Acceptance criteria	Observed Values			
			Ramipril		Olmesartan	
1.	SYSTEM Suitability Theoretical plates	NLT-2000	2186		4268	
	> Tailing factor	T >0.5 and < 2	1.2		1.1	
	^ Retention time		2.28		3.76	
	> Resolution	R of > 2			7.03	
	> %Area		21.26		78.24	
2.	Assay	NLT-98%	99.88%		99.91	
3.	Specificity		2.281		3.76	
3.	Linearity Correlation coefficient	NLT 0.99	0.9999		0.9999	
4.	Method precision	%RSD NMT 2	RT 1 (RA)	RT2(OL)	AREA1(RA)	AREA2(OL)
			0.04	0.1	0.6	0.1
4.	System precision	%RSD NMT 2	0.1	0.1	0.4	0.5
5.	Accuracy 50%	NLT 98%	99.82%		99.85%	
6.	Accuracy 100%	NLT 98%	99.86%		99.85%	

7.	Accuracy 150%	NLT 98%	100%		98.96%	
8.	Ruggedness	% RSD NMT 2	0.1	0.1	0.1	0.3
9.	Robustness-Flow-0.8ml/min	% RSD NMT 2	0.7	0.2	0.7	0.2
10.	Robustness-Flow-1.2ml/min	% RSD NMT 2	0.5	0.3	0.8	0.1
11.	Robustness buffer-63% v/v	%RSD NMT 2	0.4	0.2	0.1	0.1
12.	Robustness buffer-67% v/v	%RSD NMT 2	0.4	0.2	0.2	0.1
14.	LOD(mcg/ml)		0.145		0.6032	
15.	LOQ(mcg/ml)		0.4319		1.8285	

Summary and Conclusion

We have developed a consistent, simple, accurately done RP-HPLC method for the determination of Ramipril and Olmesartan in a tablet dosage form. The separation was eluted on Inertsil ODS C18 column (100x4.6 mm;5) using a mobile phase mixture of acetonitrile and mixed phosphate buffer 6.8 in a ratio of 35:65v/v at a flow rate of 1.0 ml/min .The determination was made at the wavelength 219 nm. The retention times was 2.28 min for Ramipril and 3.76 min for Olmesartan. Calibration curve was linear over the concentration range of 2.5-15g/ml for Olmesartan. The present method being validated as per ICH guidelines parameters like Linearity, Specificity, Precision, Accuracy, Robustness, Ruggedness and Lod & Loq. This is the method where we can be precise, specific and rapid proved to be preferential for the quantitative analysis of the dosage form and drug.

References

- Indian Pharmacopoeia. Volume III. The Controller of Publication 6th edition Government of India New Delhi 2010:2038-2039.
- United States of Pharmacopoeia.36 and 31st edition of National Formulary (USP-36- NF31) is official May 1. 2013:5005-5006.
- Merck Index (2013) 13 th edn Merck&co.,inc.,USA.
- ICH, Q2 (R1) (2005) Validation of analytical procedure: Text and Methodology. International Conference on Harmonization
- International Conference on Harmonization, "Q2B: Validation of Analytical Procedures: Methodology;Availability,"*Federal Register* 62(96), 27463-27467 (1997).
- L.R.Snyder, j.kirk and j.w.Dolan, introduction to modern liquid chromatography,John wiley&sons,newyork,2009.
- G.A. Shabir, "Validation of HPLC Chromatography Methods for Pharmaceutical Analysis. Understanding the Differences and Similarities Between Validation Requirements of FDA, the US Pharmacopoeia and the ICH," *J. Chromatogr. A.* 987(1-2), 57-66 (2003).
- Kukushkin S K, Lebedev A V, Manoshkina E M, Shamarin V M (1998) Ramipril effects on 24-hour profile of blood pressure in patients with mild and moderate hypertension. *J Pharm Biomed Anal* 70(9):69-71.
- Reinhard H A., Becker M D, Bernard M D, Schlkens M D (1987) Ramipril: Review of pharmacology. *J Clin Pharmacol* 59(10):3-11.
- Strawn W B, Chappell M C, Dean R H (2000) Inhibition of early atherosclerosis by losartan in monkeys with diet-induced hypercholesterolemia, *J.Pharm.Biomed Anal.*,101(7):1586.
- Pchler K, Laeis P, Stumpe K O (2001) A comparison of the efficacy and safety of the oral angiotensin II antagonist Olmesartan medoxomil with those of atenolol inpatients with moderate to severe hypertension under continuous treatment with hydrochlorothiazide. *J Pharm Biomed Anal* 19 (2):153
- Ball K, A (2001) Multicentre, double-blind, efficacy, tolerability and safety study of the oral angiotensin II antagonist Olmesartan medoxomil versus losartan in patients with mild to moderate essential hypertension. *J Pharm Biomed Anal* 19 (2): 153.
- Del Castillo D, Campistol JM, Guirado L, Capdevilla L, Martinez JG, Pereira P, et al Efficacy and safety of losartan in the treatment of hypertension in renal transplant patients. *Kidney Int. suppl.* 1998;68:S135
- schoenberg JA. Losartan with hydrochlorothiazide in the treatment of hypertension. *J. Hypertens.* 1995;13:S43-7 .
- Ball K, A (2001) Multicentre, double-blind, efficacy, tolerability and safety study of the oral angiotensin II antagonist Olmesartan medoxomil versus losartan in patients with mild to moderate essential hypertension. *J Pharm Biomed Anal* 19 (2):153.
- Pchler K, Laeis P, Stumpe K O (2001) A comparison of the efficacy and safety of the oral angiotensin II antagonist Olmesartan medoxomil with those of atenolol inpatients with moderate to severe hypertension under continuous treatment with hydrochlorothiazide. *J Pharm Biomed Anal* 19 (2):153.
- Kukushkin S K, Lebedev A V, Manoshkina E M, Shamarin V M (1998) Ramipril effects on 24-hour profile of blood pressure in patients with mild and moderate hypertension. *J Pharm Biomed Anal* 70(9):69-71.
- Raveendra B.Ganduri,Ramprasad,A.Lanka,Srinivasu, Pamidi,Jayachandra, R.Peddareddigari and Mustafa Mohammed .New RP-HPLC method for the determination of olmesartan in tablet dosage form, *Eurasian Journal of Analytical Chemistry (EJAC)*2010 *J.Anal.Chem.*5(2);145-151.
- PrabhatJain, Anurekh Jain,Deepika Maliwal,andVaibhav jain development and validation of RP-HPLC method for the estimation of olmesartan medoximil in tablet dosage form,*International journal of pharma and biosciences* VI(2)2010.
- Verma PK, Kamboj VK. HPTLC method for estimation of olmesartan medoxomil in tablet formulation with stability studies *Pharm sciences* 2013 Jan 26(1):209-15.
- Gobardan Bal ,Uma maheswari

- Appavoo, Shanmugaranthim Algarasamy, Puratchikody Ayarivan Stability-indicating RP-HPLC method for the determination of ramipril in drug substances and marketed formulations international journal of frontiers in sciences and technology ISSN 2321-0494 vol-1 issue 2.
22. Bilal YILAMZ determination of ramipril in in pharmaceutical formulations by RP- HPLC, International journal of pharmaceutical sciences review and research volume-1 Issue-1 008-2010.
 23. Nirmal M. Thakker, Hareesh B. Panchal, Dinesh R. Rakholiya, R. Murugan, Vishnu P. Choudhari, and Bhanudas S. Kuchekar Development and validation of a stability indicating RP-HPLC method for simultaneous estimation of Olmesartan Medoximil and Metoprolol Succinate in pharmaceutical dosage form doi: 10.4103/2229-4708.103880 PMID: PMC3658089.
 24. Mehul M Patel and Disha D Patel .simultaneous estimation of olmesartan medoximil and metoprolol succinate in pharmaceutical dosage forms by RP- HPLC, Chromatography separation techniques volume 3 Issue 8 1000151.
 25. Disha D Patel and Mehul M Patel , the simultaneous estimation of metoprolol succinate and olmesartan medoximil in pharmaceutical dosage form by UV-spectroscopy International journal of research in pharmaceutical and biomedical sciences ISSN 2229-3701 VOL 3(2) June 2012.
 26. Ankit B. Patekar, Ushmangani K. Dimal A. Simultaneous estimation of estimation of olmesartan medoximil and metoprolol succinate by tlc using densitometric method in pharmaceutical formulations ISRN analytical chemistry doi:10.4236/2012.45689.
 27. Kardile D. P, Kalyane N.V, Thakkar T.H, Patel M. R, Moradiya R. K, simultaneous estimation of amlodipine besylate and olmesartan medoximil in drug formulations by HPLC and UV-Spectrophotometric methods ISSN 0975-1459 Jpsr vol2(9)2010, 599514.
 28. Delhiraj and Anbazhagan Validated chromatographical methods for the simultaneous estimation of Anti-hypertensive drugs in pharmaceutical dosage forms, International journal of pharmacy Int J Pharm 2013;3(1):103-107 .
 29. Napa delhi. Socklingam Anbazhangan. Kunapareddy Anudeep Babu , Sankara Narendra Babu, Validated stability indicating gradient rp-hplc method for the estimation of anti hypertensive drugs in bulk and in marketed formulations International current pharmaceutical journal 2012(11):336-341.
 30. Pournima S. Patil, Harinath N, Sachin A. Pishwakar, RP-HPLC Method for the simultaneous estimation of amlodipine besylate and olmesartan medoximil in tablet form ISSN 0975-1491 International journal of pharmacy and pharmaceutical sciences Vol 3 suppl 3, 2011.