

Impact of reproductive health education on the knowledge of mid adolescents boys of urban population of Haryana

Gaurav Jadon

Consultant, Dept. of Pediatrics, Escorts Hospital and Research Centre Limited Faridabad, Haryana, India

***Corresponding Author:**

Email: seemagauravansh@gmail.com

Abstract

Overall objective was to study impact of reproductive health education on knowledge of mid-adolescents boys of urban population with special reference to reproductive health.

Study design: The study was cross-sectional type conducted over a time period of six months.

Materials and Methods: The study subjects were drawn from three schools, of urban population of Faridabad, in Haryana. The present study was designed to evaluate the existing knowledge and impact of reproductive health education amongst mid-adolescent boys, related to adolescent health with special reference to secondary sexual characteristics, menstrual cycle, pregnancy and motherhood, AIDS and family planning practices.

Sample Size: A sample size of 250 students was selected for this study. Study group: comprised of mid adolescent boys and girls of 14-16 years, studying in co-educational senior secondary schools. Data from students was collected using a structured self-administered questionnaire.

Conclusion: There was marked improvement in knowledge of same adolescents after education on the reproductive health in almost each and every field. The fact that children engage in sexual behavior before they have a clear understanding of what it is all about, places them at very high risk of a variety of adverse experiences that can impact negatively on their development. Adolescents whom mothers were housewives were more aware of their reproductive health as compare to working parents. But parent's education doesn't produces significant difference in their knowledge. Conversely, although many adolescents have sexual knowledge, this knowledge does not always influence their behavior.

Keywords: Adolescent, Reproductive health education, Knowledge.

Introduction

Adolescence (10-19 years) is a period of great upheaval and restructuring. In this phase of transition and development, an adolescent passes through physical, psychological and social changes. Even though habits, attitudes and behavior acquired during this period have life long consequences; little attention was being paid to them.

Today's adolescents are living under tremendous academic and emotional pressure due to changing life styles, higher degree of competitiveness, peer pressure, cultural invasion due to globalization, information explosion and influences of tube culture. These multifactor agents are likely to make more vulnerable and susceptible host i.e. adolescent to deviate from normal development to abnormal development in modern conducive environment. They have tremendous energy, trigger off natural sexual urges (in mid-adolescent period); excessive risk taking behavior and they have the capacity to convert their thoughts into action.

A hallmark of this period is appearance in the mind of adolescent of concept of "self" which eventually becomes the theme of his/ her life, the reference point around which all his experience and reference pattern are organized. Secondly rapid cultural changes in any society results in lack of common understanding and communication. And extreme sensitivity of adolescent in this stage often produces feeling of inadequacy, insecurities and inferiority.

Reproductive health education is virtually non-existent in adolescence age group of Indian population; thus without being aware of its long term direct consequences like teenage pregnancies, abortions, STD/HIV etc. and indirectly producing psychological trauma, depression, suicide, drug abuse, various legal implications etc. Reproductive health education has been plagued by various myths and stereotypes as well as inadequate research and theory.

Timely and professional guidance of adolescents without hurting them is required. The timely proper guidance might be of great help in minimizing the severity of his inner and outer turmoil, leading him to grow through with ease. In view of this, there is urgent need to actively intervene at a particular level and make adolescent aware of reproductive and family life education, world over experience has shown school going children are easily assessed and can be best addressed.

Therefore the present study is designed to evaluate the current knowledge of adolescent boys of urban school population related to reproductive health and various factors affecting it, like, occupation, literacy level of parents, information from different sources e.g. Media, peers etc. and impact of reproductive health education by a trained person on their knowledge.

Aims and Objectives

Overall Objective: To study impact of reproductive health education on knowledge of mid-adolescents of

urban population with special reference to reproductive health.

Specific Objectives:

1. To evaluate prevalent knowledge related to adolescent's reproductive health.
2. To evaluate the impact of reproductive health education on adolescent boys.
3. To identify the problems and possible ways to minimize if not eradicate the same.

Materials and Methods

The study subjects for present study were drawn from three schools, of urban population of Faridabad, in Haryana. The present study was designed to evaluate the knowledge related to adolescent health with special reference to secondary sexual characteristics, menstrual cycle, pregnancy and motherhood, AIDS and family planning practices, amongst mid-adolescent boys. Study was conducted at the Department of Pediatrics, Escorts Hospital and Research center, Faridabad.

Study Type: The study was cross-sectional type conducted over a time period of six months.

Sample Size: In order to predict an assessment of prevalence of 35% among school students in knowledge related to reproductive health a sample size of 243 was needed with 6% precision and 95% confidence limits. Thus a sample size of 250 students was selected for this study.

Study Group: It comprises of adolescent boys in the age group of 14-16 years i.e.; mid-adolescence years. These students were studying in 9th, 10th and 11th classes of three schools of Faridabad. Schools were selected randomly from the schools of the urban area. A formal request was made to the principal of the schools, through head of department of pediatrics and director of the Escorts Hospital and Research Center Faridabad to carry out this study. All senior secondary schools were having co-education.

Contents of items in Questionnaire: Data from students was collected using a structured self-administered questionnaire. Questionnaire was prepared and standardized after a pilot study by a group of experts of different fields namely Pediatrics, Gynecology and Obstetrics, and Psychology. They were requested to provide suggestions on various questions of their respective specialty. The content of questionnaire is planned to collect data on General awareness regarding adolescence, Knowledge related to male and female reproductive system and menstrual cycle, Knowledge related to Marriage, pregnancy specific motherhood practices and family planning. Awareness regarding AIDS was also assessed. Boys were given questions on masturbation and night emissions. The questionnaire was prepared in English, and was translated into Hindi but almost all the students' preferred English version of questionnaire. Thus only English version of questionnaire was used in study. Principals of the institutions were informed about

the objectives of the study, questionnaire to be used was discussed with them to take into account their views and objections if any. Before administering the questionnaire written consent was taken from the principal of schools.

Method of Data Collection: Out of 3-4 sections of a class, one section was chosen randomly; at least two sessions were conducted in each school before the actual questionnaire was given to the students to establish rapport with the students. In first introductory session students wrote their problems on a white paper without writing their names, which were dropped into a box kept outside the classroom. Thus, confidentiality of the study was emphasized.

During the second session the solution for the common problems faced by the students were provided in the classroom, solution for the personal problems were provided individually after the session out of the classroom. They were informed about the objective of the study and method to fill up the questionnaire. They were not required to enter their names or roll numbers etc. to further ensure confidentiality. Questionnaires were administered after second session. Third to fourth session was conducted separately for both boys and girls. Each session was taken in classroom lasting for 40-45 minutes.

Pre reproductive health Performa was evaluated by pediatrician, reproductive health education was given by different group of workers by using audio visual aids and interactive lecture sessions, followed by group discussion. In the end students were encouraged to ask queries by dropping their questions in suggestion boxes keeping their identity confidential. In last session students were asked to fill the same questionnaire for the purpose to assess improvement in their knowledge. In case any adolescent could not be tested in the post training survey they were dropped from the study. Another worker who was unaware of the fact that the adolescents were educated on reproductive health evaluated post education Performa. Study was completed over a period of six month.

Analysis: The data collected of 250 students and various items was entered in excel spreadsheet for further analysis by SPSS statistical package. The data was tabulated using frequency distribution and Chi square test used to test statistical significance.

Ethical Considerations: Guidelines set by ICMR (1994) and Helen ski declaration (modified, 1989), the ethical aspects were adhered by all members included in the study. All possible information regarding the study was given and none was withheld from the members.

Discussion

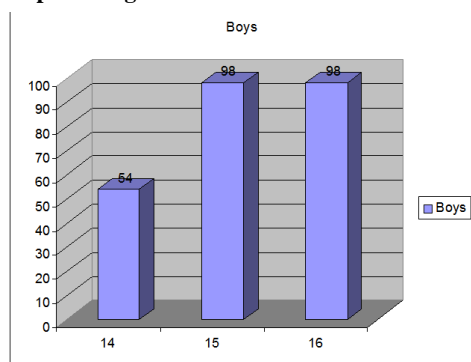
Reproductive health education is only likely if the general self-confidence and competence of adolescents is strengthened by programme integrated into existing

socio-culture milieu of the society. Nevertheless health system offers a unique opportunity of addressing adolescent and influencing their behavioral pattern.

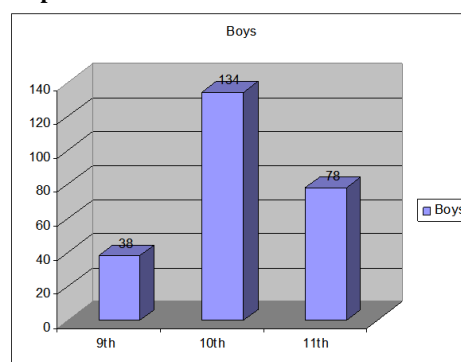
Most of boys before reproductive health education were lacking in almost all questions related to secondary sexual characteristics like Age of

adolescence, Reason of bodily changes, attraction toward opposite sex, life span of ova and sperms, night emission and masturbation. Adolescent boys had limited knowledge of anatomy and physiology of female reproductive organs.

Graph 1a: Age-wise distribution of adolescents



Graph 1b: Class-wise distribution of adolescents



General Awareness: Knowledge of boys related to age group of adolescence, development of secondary characteristics and reason for it, time of onset of bodily changes and attraction toward opposite sex was assessed.

Nearly 45% of boys were either incorrect or unaware of timing of physical changes. 18% were incorrect, 22% were unaware of the fact that attraction for opposite sex is natural. 80% of boys knew that hormones are responsible for these physical changes but on educating them significant improvement (97%) was noted in their knowledge. Almost 86% of boys were aware of their own secondary sexual characteristics but only 70% boys were aware of secondary sexual changes in girls.

Knowledge Related to Male Reproductive Organs and Practices:

Under this subheading knowledge of male reproductive organs, life span of sperm nightfall and masturbation was tested. 40% of boys were knowledgeable of life span of sperm, 13% of them had wrong beliefs of male reproductive parts and rest of 7% were unaware. 27% boys were of opinion that nocturnal emission is a disease and 43% were unaware of it. Only 32% believed that masturbation is normal and healthy, 30% thought it is unnatural but a large number (38%) of boys were not aware of it. After a training of six months there was a statistically significant change in knowledge of adolescent boys in all above-mentioned aspects.

Many boys had queries related to Man Power (Mardana Takat), masturbation and night emissions. Many of them shared that they used to have guilty feeling, which has direct impact on their daily routine and studies but after knowing various physiological aspects of development their anxieties were relieved.

In literature it was found masturbation is most common sexual behavior seen in young children.⁷⁹ Despite the fact that masturbation is such a common sexual behavior among children, many parents react negatively to it and may even punish their children if they are caught touching themselves.⁸⁰ This further adds to their confusion. In present study it was observed that sex education is need of normal adolescent development.

Knowledge Related to Female Reproductive System and Menstruation:

We tested the knowledge of female reproductive organs, normal routine during menstrual cycle; number of eggs released in a cycle and role of hymen in virginity.

Sixty five percent of boys were aware of parts of female reproductive system. 63% percent of boys gave wrong answers about duration of menstrual cycle and only 46% gave right answer of age of onset of menstrual cycle. 41% boys know that in a menstrual cycle only one egg is produced but very few (32%) of them were aware of life span of ovum. It was noted that only 35% of boys were not aware that loss of hymen is not loss of virginity.

Highly significant improvement in knowledge of mid adolescent boys was recorded in all of above mentioned areas. 80% of boys answered that hymen is not a criteria of virginity. 82% of boys had correct knowledge of life span of ovum. After training all wrong notions regarding above-mentioned aspects were cleared among significant number of boys.

Table 1: General awareness regarding adolescence health, knowledge related to male & female reproductive system and menstrual cycle

S. No	Question Heading	Correct		Incorrect		Unaware	
		Before training	After training	Before training	After training	Before training	After training
1	Age of Adolescence	127* (86)	142* (97)	20 (14)	5 (3)	-	-
2	Physical changes	130* (88)	141* (96)	6 (5)	3 (2)	11 (7)	3 (2)
3	Reason for bodily changes	117** (80)	142** (97)	30 (20)	5 (3)	-	-
4	Increase in height, breaking of voice, appearance of beard, moustaches in boys	126 (86)	133 (90)	11 (8)	10 (7)	10 (6)	4 (3)
5	Development of breast and increase in size of buttocks in girls	103** (70)	127** (86)	17 (12)	14 (10)	27 (18)	6 (4)
6	Does these changes occur at same time	81** (55)	131** (89)	51 (35)	11 (7)	15 (10)	5 (3)
7	Attraction towards opposite sex	99** (67)	142** (97)	26 (18)	5 (3)	22 (15)	(0)
8	Parts of male reproductive system	118** (80)	139** (95)	19 (13)	7 (4)	10 (7)	1(1)
9	Life span of male sperm	59** (40)	121** (82)	29 (20)	25 (17)	59 (40)	1(1)
10	Nocturnal emission	45** (31)	134** (91)	39 (27)	12 (8)	63 (43)	1(1)
11	Masturbation practices	47** (32)	128** (87)	44 (30)	16 (16)	56 (38)	3 (2)
12	Parts of female reproductive system	95** (65)	138** (94)	15 (10)	9 (6)	37 (25)	0
13	Age of onset of menstruation	67** (46)	125** (85)	80 (54)	22 (15)	-	
14	Duration of menstrual cycle	55** (37)	122** (83)	92 (63)	25 (17)	-	
15	Number of eggs produced in a menstrual cycle	61** (41)	118** (80)	40 (27)	13 (9)	46 (31)	16 (11)
16	Life span of a ovum	47** (32)	120** (82)	42 (29)	10 (7)	58 (39)	17 (12)
17	Absent of hymen loss of virginity	35** (24)	118** (80)	49 (33)	17 (12)	63 (43)	12 (8)

**Highly significant $P < 0.001$, (Percentage expressed in parenthesis)

*Significant $P < 0.05$ RHE (Reproductive Health Education)

Knowledge Related to Marriage, Preganancy and Specific Motherhood Prectices: Only 44% of boys were aware of legal age of marriage for both sexes in India. Half of boys had knowledge that many sperms are released in coitus. One disturbing finding noticed

that in spite of campaigning by mass media only 28% boys of were aware that sex of baby was determined by father and 45% had belief that it is determined by mother.50% boys of favored that supplementary nutrition is required in pregnancy.

Regarding minimal birth weight of baby 33%, cutting of umbilical cord with new blade 24% and at least six months of exclusive breast-feeding 48%, gave wrong answers. Although breast-feed is the best feed was known to 84% of boys.

One interesting finding to note regarding legal age of marriage and responsibility of determination sex of baby, boys were almost ignorant in spite of spending so much resources by govt. on mass media campaigns. But after training in class room, improvement was shown in statistical analysis.

In many parts of India early marriage for girls is a religious and social imperative, despite law, that specify legal age of marriages is 18 years, cultural pressure often forces parents to marry of their daughters at younger age. In 1996 an average of 38% of girls aged 15-19 years were married (Jejeebhoy, 1998) Because of early marriage adolescent fertility in India is relatively high. Fertility during this period contribute to maternal morbidity and mortality, high incidence of low birth weight babies and neonatal morbidity and mortality (Jeejeebhoy, 1998)

After training of adolescent boys highly significant improvement in their knowledge took place. This will not only improve their reproductive health in long run but also their productive lives. Boys come to know that for sex of the baby father is responsible, not to blame female counterpart for it. Similarly significant improvement in knowledge of delivery room and feeding practice can reduce mortality of would be

mothers and will protect the health of newborn by better breast feeding practices.

Knowledge Related to Family Planning: Family planning practices and sexual transmitted disease prevention measures were assessed. 65% of boys were of opinion that both husband and wife are responsible for family planning. But one of the most important aspect of family planning that is ideal age difference between two children should be at least 2-3 years was not known to 42% of boys .56% boys answered correctly that vasectomy and tubectomy are permanent methods of sterilization. About the need of check of partner if other one is diseased 14% of boys were unaware and 22% gave wrong answers. 68% boys said condoms decreases chances of sexual transmitted diseases. Significant numbers of males (73%) were aware that condoms couldn't be reused.

After training highly significant improvement in knowledge regarding spacing among children (89%) was noticed, more boys become aware about permanent methods of sterilization (85%), check up of other partner if one diseased (86%), condom prevents STD's (90%), and condom couldn't reused (85%).

This knowledge will be of great help to would be parents to plan their family. And in return to have more productive family and professional lives. As it is well known that prevention is better than cure so correct knowledge of use of condoms can prevent sexual transmitted diseases.

Table 2: Knowledge related to marriage, pregnancy and specific motherhood practices knowledge related to family planning

S. No.	Question Heading	Correct		Incorrect		Unaware	
		Before training	After training	Before training	After training	Before training	After training
18	Legal age of marriage for boys	65** (44)	132** (90)	82 (56)	15 (10)	-	-
19	Legal age of marriage for girls	64** (44)	134** (91)	83 (56)	13(9)	-	-
20	Need of iron in pregnancy	74** (50)	130** (88)	44 (30)	13 (9)	29 (20)	4 (3)
21	Number of sperms in coitus	79** (54)	128** (87)	29 (20)	15(10)	39 (27)	4 (3)
22	Determination of sex of baby	41** (28)	133** (90)	66 (45)	8 (5)	40 (27)	6 (4)
23	Minimal weight of baby at birth	84** (57)	131** (89)	63 (33)	16 (10)	-	-
24	Cutting of umbilical cord	111** (76)	141** (96)	36 (24)	6 (4)	-	-
25	Best feed for new born	124 (84)	138 (94)	23 (15)	9 (6)	-	-
26	Duration of exclusive breast feeding	76** (52)	118** (80)	71 (48)	29 (20)	-	-

27	Responsibility of family planning	95** (65)	138** (94)	52 (35)	9 (6)	-	-
28	Ideal age difference between children	85** (58)	131** (89)	62 (42)	16 (11)	-	-
29	Permanent methods of sterilization	82** (56)	125** (85)	20 (14)	12 (8)	45 (31)	10 (7)
30	Check up of partner if other has STD	94** (64)	126** (86)	32 (22)	17 (12)	21 (14)	4 (3)
31	Condom and STD	100** (68)	132** (90)	37 (25)	13 (9)	10 (7)	2 (1)
32	Reusability of condom	108* (73)	125* (85)	26 (18)	16 (11)	13 (9)	6 (4)

**Highly significant $P < 0.001$, (Percentage expressed in parenthesis)

*Significant $P < 0.05$ RHE (Reproductive Health Education)

Knowledge Related to Aids Awareness: AIDS is prevalent in society, in recent statistics India is labeled number one as far as the number of AIDS cases. In this study it was found that significant number of boys was not aware of many important aspects of AIDS.

Only 39% boys knew that a person could have HIV infection without symptoms. 79% of boys said having sexual intercourse with infected person can cause AIDS. But girls (84%) were better in their knowledge

regarding this aspect. 65% believed that AIDS can be caused by blood transfusion, by sharing of syringes, needles (76%), similarly 79% said with multiple partner there is more chances of spread of AIDS. 73% boys answered that AIDS doesn't spread by touching. After training significant improvement in knowledge of adolescent boys was seen. It was noticed that 66% of boys like to have sex education from a trained professional.

Table 3: Knowledge related to aids awareness

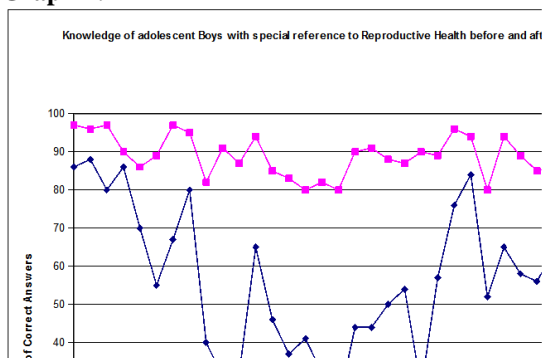
S. No.	Question Heading	Correct		Incorrect		Unaware	
		Before training	After training	Before training	After training	Before training	After training
33	Causative agent of AIDS	124* (84)	137* (93)	15 (10)	9 (6)	8 (5)	1 (1)
34	AIDS without symptoms	58** (39)	134** (91)	57 (39)	10 (7)	32 (22)	3 (2)
35	Mode of transmission of AIDS	116* (79)	136* (93)	17 (12)	9 (6)	14 (10)	2 (1)
36	Most dangerous route	83** (56)	129** (88)	64 (44)	18 (12)	-	-
37	AIDS-blood transfusion	96** (65)	138** (94)	19 (13)	7 (5)	32 (22)	2 (1)
38	Sharing of syringes may cause AIDS	112** (76)	140** (95)	22 (15)	6 (4)	13 (9)	1 (1)
39	Number of sex partner and AIDS	116** (79)	139** (95)	11 (7)	5 (3)	20 (14)	3 (2)
40	AIDS don't spread by	108** (73)	141** (96)	39 (27)	6 (4)	-	-
41	Source of reproductive health education	TV 73 (50)	73 (50)	Friends 31 (21)	32 (22)	TP 43 (29)	42 (28)
42	Desired source of reproductive health education	Teacher 48 (33)	42 (29)	Friend 33 (22)	8 (5)	TP 66** (45)	97** (66)

**Highly significant $P < 0.001$, (Percentage expressed in parenthesis)

*Significant $P < 0.05$ RHE (Reproductive Health Education)

It was found out that impact of reproductive health education in almost every field and sub-heading was substantial in terms of knowledge and statistical gain.

Graph 2:



Each square block represents a question related to knowledge of adolescent boys
 Que. 1 to 7 Related to general awareness regarding adolescence
 Que. 8 to 11 Related to male reproductive organs and practices
 Que. 12 to 17 Related to female reproductive system and practices
 Que. 18 to 26 Related to marriage, pregnancy and motherhood
 Que. 27 to 32 Related to family planning. Que.33 to 42 Related to AIDS

Table: 4 analysis of association of improvement in knowledge of adolescent boys with qualification of parents

Sl. No	Particulars	P value					
		Mother			Father		
		12 th	Graduate	P.G.	12 th	Graduate	P.G.
1	Age of adolescence	0.0089	0.592	-	0.0760	0.510	-
2	Physical changes	0.7743	0.464	-	0.343	0.145	0.659
3	Reason of bodily changes	0.0006	0.0278	0.0124	0.0172	0.0026	0.260
4	Increase in height, breaking of voice	0.401	0.591	-	0.462	0.704	-
5	Development of breast and increase in size of buttocks in girls	0.0124	0.371	0.0019	0.003	0.067	0.829
6	Does these changes occur at same time	0.0001	0.0003	0.311	0.001	0.001	0.176
7	Attraction towards opposite sex	0.0001	0.01	0.008	0.001	0.001	0.188
8	Parts of male reproductive system	0.0088	0.084	-	0.0975	0.009	0.340
9	Life span of male sperm	0.0001	0.0001	0.0204	0.001	0.001	0.001
10	Nocturnal emission	0.0001	0.0001	0.0082	0.001	0.001	0.001
11	Masturbation practices	0.0001	0.0001	0.0095	0.001	0.001	0.004
12	Parts of female reproductive system	0.0001	0.0057	0.1017	0.001	0.001	0.186
13	Age of onset of menstruation	0.001	0.003	-	0.001	0.001	0.301
14	Duration of menstrual cycle	0.0001	0.0001	0.244	0.001	0.001	0.465
15	number of eggs produced in a menstrual cycle	0.0001	0.0017	0.5737	0.001	0.001	0.3050
16.	Life span of ovum	0.0001	0.0001	0.0095	0.001	0.001	0.0427
17	Absent of hymen loss of virginity	0.001	0.001	0.2443	0.001	0.001	0.008
18	Legal age of marriage for boys	0.0001	0.0001	-	0.001	0.001	0.001
19	Legal age of marriage	0.0001	0.0001	-	0.001	0.001	0.004

	for girls						
20.	Need of iron in pregnancy	0.0001	0.074		0.001	0.001	-
21	Number of sperms in coitus	0.001	0.0415	0.2465	0.001	0.001	0.699
22	Determination of sex of baby	0.001	0.001	0.0082	0.001	0.001	0.001
23	Minimal weight of baby birth	0.001	0.001	0.1800	0.002	0.001	0.007
24	Cutting of umbilical cord	0.001	0.020	-	0.001	0.006	0.186
25	Best feed for new born	0.0458	0.7600	-	-	0.345	0.096
26	Duration of exclusive breast feeding	0.0011	0.0001	0.8559	0.001	0.0312	0.165
27	Responsibility of family planning	0.001	0.0126	1.00	0.001	0.001	0.099
28	Ideal age difference between children	0.001	0.0036	-	0.009	0.001	0.033
29	Permanent method of sterilization	0.001	0.0172	-	0.001	0.001	-
30	Check of partner if other has STD	0.001	0.1299	0.4345	0.010	0.002	0.334
31	Condom and STD	0.001	0.1132	-	0.001	0.027	0.515
32	Re-usability of condom	0.1462	0.1239	0.8088	0.052	0.729	0.0186
33	Causative agent of AIDS	0.975	0.001	-	0.146	0.201	0.342
34	AIDS without symptoms	0.001	0.001	0.1108	0.001	0.001	0.010
35	Mode of transmission of AIDS	0.193	0.1079	-	0.148	0.014	0.504
36	Most dangerous route	0.001	0.001	0.5895	0.001	0.001	0.048
37	AIDS and blood transfusion	0.001	0.401	0.1002	0.001	0.001	-
38	Sharing of syringes may cause AIDS	0.001	0.0372	1.00	0.005	0.006	0.001
39	No. of sex partner and AIDS	0.002	0.079	-	0.012	0.031	-
40	AIDS do not spread by	0.001	0.0005	0.3189	0.001	0.002	0.086
41.	Source of reproductive health education	0.9776	0.8406	1.00	1.00	0.972	1.00
42	Desired source of reproductive health education	0.001	0.5662	0.5965	0.002	0.047	0.080

Table 5: Analysis of association of improvement in knowledge of adolescent boys with profession of parents

S.No.	Particulars	P value			
		Mother		Father	
		Housewife	Service	Business	Service
1	Age of adolescence	0.006	0.599	0.112	0.030
2	Physical changes	0.1130	-	0.390	0.045
3	Reason of bodily changes	0.001	0.084	0.030	0.0004
4	Increase in height, breaking of voice	0.286	0.835	0.748	0.1285
5	Development of breast and increase in size of buttocks in girls	0.001	0.578	0.014	0.015

6	Does these changes occur at same time	0.001	0.001	0.0001	0.00
7	Attraction towards opposite sex	0.001	0.280	0.0001	0.00
8	Parts of male reproductive system	0.002	0.280	0.061	0.010
9	Life span of male sperm	0.000	0.000	0.000	0.000
10	Nocturnal emission	0.000	0.001	0.000	0.000
11	Masturbation practices	0.000	0.001	0.000	0.000
12	Parts of female reproductive system	0.000	0.044	0.0001	0.000
13	Age of onset of menstruation	0.000	0.007	0.000	0.000
14	Duration of menstrual cycle	0.000	0.013	0.000	0.000
15	Number of eggs produced in a menstrual cycle	0.000	0.456	0.0008	0.000
16.	Life span of ovum	0.000	0.028	0.000	0.000
17	Absent of hymen loss of virginity	0.000	0.001	0.000	0.000
18	Legal age of marriage for boys	0.000	-	0.000	0.000
19	Legal age of marriage for girls	0.000	0.001	0.000	0.000
20.	Need of iron in pregnancy	0.000	0.100	0.000	0.0001
21	Number of sperms in coitus	0.000	0.059	0.0001	0.000
22	Determination of sex of baby	0.000	0.001	0.000	0.000
23	Minimal weight of baby birth	0.001	0.039	0.009	0.000
24	Cutting of umbilical cord	0.001	0.352	0.0045	0.0005
25	Best feed for new born	0.054	-	0.0306	0.326
26	Duration of exclusive breast feeding	0.001	0.345	0.0065	0.0002
27	Responsibility of family planning	0.001	0.022	0.000	0.0001
28	Ideal age difference between children	0.001	-	0.000	0.000
29	Permanent method of sterilization	0.001	0.075	0.002	0.000
30	Check of partner if other has STD	0.000	0.110	0.0017	0.010
31	Condom and STD	0.001	0.360	0.081	0.0389
32	Re-usability of condom	0.068	0.537	0.278	0.1321
33	Causative agent of AIDS	0.043	0.490	0.119	0.1059
34	AIDS without symptoms	0.000	0.002	0.000	0.000
35	Mode of transmission of AIDS	0.002	-	0.007	0.109
36	Most dangerous route	0.000	0.001	0.000	0.000
37	AIDS and blood transfusion	0.000	0.117	0.000	0.000
38	Sharing of syringes may cause AIDS	0.000	0.331	0.0015	0.005
39	No. of sex partner and AIDS	0.001	0.112	0.0639	0.0014
40	AIDS do not spread by	0.000	0.110	0.0004	0.0007
41.	Source of reproductive health education	0.859	0.704	0.714	0.941
42	Desired source of reproductive health education	0.000	0.765	0.001	0.009
21	Number of sperms in coitus	0.000	0.059	0.0001	0.000
22	Determination of sex of baby	0.000	0.001	0.000	0.000
23	Minimal weight of baby birth	0.001	0.039	0.009	0.000
24	Cutting of umbilical cord	0.001	0.352	0.0045	0.0005
25	Best feed for new born	0.054	-	0.0306	0.326
26	Duration of exclusive breast feeding	0.001	0.345	0.0065	0.0002
27	Responsibility of family planning	0.001	0.022	0.000	0.0001
28	Ideal age difference between children	0.001	-	0.000	0.000
29	Permanent method of sterilization	0.001	0.075	0.002	0.000
30	Check of partner if other has STD	0.000	0.110	0.0017	0.010

31	Condom and STD	0.001	0.360	0.081	0.0389
32	Re-usability of condom	0.068	0.537	0.278	0.1321
33	Causative agent of AIDS	0.043	0.490	0.119	0.1059
34	AIDS without symptoms	0.000	0.002	0.000	0.000
35	Mode of transmission of AIDS	0.002	-	0.007	0.109
36	Most dangerous route	0.000	0.001	0.000	0.000
37	AIDS and blood transfusion	0.000	0.117	0.000	0.000
38	Sharing of syringes may cause AIDS	0.000	0.331	0.0015	0.005
39	No. of sex partner and AIDS	0.001	0.112	0.0639	0.0014
40	AIDS do not spread by	0.000	0.110	0.0004	0.0007
41.	Source of reproductive health education	0.859	0.704	0.714	0.941
42	Desired source of reproductive health education	0.000	0.765	0.001	0.009

A study revealed effectiveness of a community youth service (CYS) programme in reducing sexual risk behavior among American, American and native urban young adolescents. The authors suggested that well organized CYS, couples community involvement with classroom health instructions could have a positive impact on sexual behavior of young adolescent at risk for HIV, sexual transmitted diseases and unintended pregnancies. This study also suggests the importance of students including in special education classes in health education programme.⁸²

In a study in Michigan it was found out that effective campaigns are desperately needed to combat the serious social problems of teen pregnancy. This study suggests that campaigns with the relevant messages need to start at an early age in order to effectively prevent teen pregnancy.⁷⁵ Williams in their study found no impact of the education on postponing sexual involvement and sexual behavior.⁸³

Pediatrician by virtue of potential continuity of his contact with child, his parents and his siblings is in unique position to contribute not only to solution but also to prevention of related problems, which arise during adolescent period and to stir awakening between parent and educator about existing problems as well as the need for provision of education that should include knowledge about their physical functioning and physiology in its present state, future changes and also range of normal differences in growth patterns. Education should be more than just information. It emphasizes positive aspects and should be given in a setting which the individual feels free to discuss his problems and can expect sincere and accurate answers to its questions.

Regular medical check-ups will also serve to reassure the adolescents that they are in desirable physical condition. They require a repeated reassurance continuing interest and help so that they may understand the vast difference between being 'abnormal' and 'normal'. The unsatisfactory level of knowledge related to reproductive and child health in

the present study could possibly be expected due to poor education exposure. But knowingly or unknowingly students face certain situations where they learn various aspects of reproductive health.

By understanding the fact that adolescents of today are parents of tomorrow and it is hoped that the knowledge which we will provide today will help them perceive the lives of their own as well of their children in better light, thus paving the way of an atmosphere of greater emotional security for generations to come.

Results

The statistically analyzed data indicated that knowledge of adolescent boys related to reproductive health was far from satisfactory. There was lack of knowledge, misconception and wrong ideas about various secondary sexual characteristics, menstruation, marriage, pregnancy and STD's. There were improvements in knowledge of some adolescents after education on the reproductive health in almost each and every field.

Conclusions

In conclusion, there was marked improvement in knowledge of adolescents after education on the reproductive health. The research indicates that across childhood and adolescence, sexual experience and behavior typically precede knowledge and understanding. The fact that children engage in sexual behavior before they have a clear understanding of what it is all about, places them at very high risk of a variety of adverse experiences that can impact negatively on their development. Conversely, although many adolescents have sexual knowledge, this knowledge does not always influence their behavior.

Recommendations

Based on the observations of our study, we conclude with following recommendations-

1. Reproductive health education should be a part of students curricula, where "adolescent friendly

- cells” are formed purposely avoiding the unacceptable terms ‘sex education’. Questions related to adolescent health including reproductive child health are invited from adolescents and answered by a person who is acceptable, influential and well trained in this field.
2. Besides educating adolescent teachers, parents and grandparents, few students among peers and other influential person should be taken in confidence and educated separately, who in later stages could possibly function as resource person educating and spreading the correct knowledge related to Reproductive and child health in community.
 3. The role of media needs not to be overemphasized.
 4. Larger longitudinal studies on heterogeneous population will definitely help the planners to improve the knowledge related to adolescent health including reproductive health among future parents.
 5. Students must also be taught about life-skills to combat many dangerous real life situations.

References

1. Kudesia P. A comprehensive study of the health status (and socio-cultural factors influencing it) of rural adolescents girls. PhD thesis, Bangalore University, 1994.
2. World health organization. Health needs of adolescents. Geneva: World Health Organization Technical Report Series No. 609,1977.
3. World Health Organization. Healthy youth-our best resource. World Health Organization chronicle 1985;39:6-12.
4. WHO/ UNFPA/ UNICEF. The reproductive health of adolescents. Geneva: World: Health Organization, 1989.
5. Bhagbanprakash youth health-issues and approaches. A concept paper for National Symposium on youth health, Delhi as a part of Government of India’s preparation for formulating a National Perspective Plan for Youth-2020.
6. Adolescence- The critical phase-the challenges and potential-Regional publication of World Health Organization for South East Asia-New Delhi-07.
7. India country paper for South Asia conference on adolescents-New Delhi-July 1998; 21st-23rd dept of family welfare, ministry of health and family welfare, Govt. of India.
8. Ingersole cm. Adolescents (2nd Ed.) Prentice Hall, London, 1989.
9. Adolescents in India-A Profile-UNFPA for UN system in India-2000.
10. Bangarra J and Cohen B. Adolescent reproductive behavior in developing world, studies in Family planning, 1998, vol, 29 (2):99.
11. Behrman, Kleigman, Jenson. Adolescence. Nelson Text Book of Pediatrics. Harcourt Asia Pvt. Ltd. 16 Ed, 2000. 52-53.
12. Age distribution in population reference bureau, 2000.
13. IIPS and ORC Marco, 2000: united Nation 2001.
14. WHO Reproductive health everyone’s right, everyone’s responsibility. Reproductive health in South East Asia region. WHO Regional Publication. South East Asia New Delhi 1998; 1.
15. Hockenberry-Eaton, M.Richman, M. Dilorio, C.Rvero, T& Maibach, (1996). Mother and Adolescent Knowledge of sexual development: The effects of gender age, and sexual experience. Adolescence, 31, 35-37.
16. Adolescents in India-A Profile-UNFPA for UN system in India-2000.
17. Herant Katchadourian M.D Adolescent sexuality in pediatric clinic of North America-vol.27, No1, February 1980.
18. Division of STD/HIV. Prevention-journal of adolescent health 2000;27:2002.
19. Basu R, Deva RP, Grover V, et al. ICMR task force study. Reproductive health awareness and sex behavior of adolescents and parents/teachers views. Paper presented in ICMR-Ford foundation National Workshop on reproductive Health care and Research- issues and perspectives held at Post Graduate Institute of Medical Education and Research, Chandigarh, November 13, 2000.
20. Werner-Wilson R.J. Gender differences in adolescent sexual attitude: the influence of individual and family factors. Adolescence 1998 Fall;33(131):519-31.
21. Sachdev P. University students in Delhi, India: their sexual knowledge attitude and behavior. The Journal of Family Welfare 1997;43 1-12.
22. Ebert S, Bhagbanprakash, Saroha AS, Kaur M, Rath PK, Ram R. Adolescent Reproductive and sexual health- a situational analysis. Common Wealth Youth Programme: Asia Center, Chandigarh, and India.1997.
23. C.M.C. Ludhiana, Department of pediatrics, KAP related to Menstruation, Pregnancy and STD among college girls 1994.
24. Shally Awasthi, Vinod kumar Pandey: Sexual behavior patterns and knowledge of sexually transmitted diseases in adolescent boys in urban slums of Lughnow, North India: In Indian Pediatrics: 1998;Vol 35 1105-09.
25. Government of India. Health Information of India: central bureau of health intelligence, Directorate General of health services, New Delhi, India, 1991.
26. Francis PT, Gill JS, Chowdary S. Knowledge, beliefs and attitudes regarding AIDS, STDs and human sexuality among senior secondary students in Delhi. Indian Journal of community Medicine 1994;19:16-20.
27. The Sun: A report based on a study conducted by Professor Shankar Choudary and Paul Francis of the all India Institute of Medical sciences, New Delhi; Vol XVIII, No.33, March 12-18,1994.
28. Sharma A, Shegal VN, Kant S, Chawla SC. Knowledge attitude survey of rural adolescents. International Conference on AIDS, AIDS society of Asia and Pacific, Randwick, Australia. August 7-14. 1994;10:383.
29. Kishore J, Singh A, Grewal I, Singh SR, Roy K. Risk behavior in an urban and rural male adolescent population. Nalt Med J India 1999;12:107-10.
30. Goparaju L, Discourse and practice: rural-urban differences in male student’s sexual behavior in India. Paper prepared for the USIIP Seminar on sexual subcultures, Migration and AIDS, Thailand, 27 February to 3 March 1994.
31. Bansal RK. Sexual behavior and substance use patterns amongst adolescent truck cleaners and risk of HIV/AIDS. Indian Journal of Maternal and Child health 1992;3:108-110.
32. Savara M, Sridar CR. Sexual behavior different occupational groups in Maharashtra, India, and the implications for AIDS education. The India Journal of social work 1994;55:617-632.
33. U Kaur et al, Sexual Behavior, Drug use and Hepatitis B infection in Chandigarh students. In: Nalt Med J India 1996; 9:156-159.

34. Kaur V, Sahini P, Bambery U. Sexual behavior, drug use and hepatitis B infection in Chandigarh students. *National Medical Journal* 1996; 9:156-159.
35. Bhatia V, Swami HM, Kaur M, Dhawan S. Sexual behavior of youth in Chandigarh. Department of community medicine, Government Medical College, Chandigarh, India. 1996.
36. Sharma Y and Sharma A. Adolescent boys in Gujarat in India: The acquired immunodeficiency syndrome and other sexually transmitted diseases, develop and behavior. *Pediatrics* 1997;18(6):399-404.
37. Punia MS, Khanna A. Premarital sexual practice by males in rural areas of Rohtak district in Haryana. Paper presented at first Indian Public Health congress, Calcutta, 7-9 February 1997.
38. Kanbargi R, Kanbargi S. Sexually transmitted diseases in Bangalore city: some findings from exploratory study. *The Journal of Family Welfare* 1996; 42:30-37.
39. Rakesh A. Premarital sexual attitudes and behavior among adolescent girls. Jaipur: Printwell, 1992.
40. Courtois R, Mullet E, Malvy D. Survey on sexual behavior by Congolese and French high-school students in an AIDS context *Sante* 2001; 11:49-55.
41. Narring F, Wydler H, Michaud PA. First sexual intercourse and contraception: a cross-sectional survey on sexuality of 16-20 year olds in Switzerland. *Schweiz Med Wochenschr* 2000;7:130:1389-98.
42. Paul C, Fitzohn J, Hebison P, Dicson N. The determinants of sexual intercourse before age 16. *J Adolescent Health* 2000; 27:13647.
43. Pinter B, Timori M. Sexual behavior of secondary school students of Slovenia. *Eur J Contracept Reproductive Health* 2000; 27:136-47.
44. Velez CN, Rodriguez L, Ungemack JA. Intention to postpone sexual initiation among Puerto Rican female adolescents. *P R Health Sci J* 1997;16:154-61.
45. Vinglis ER, Wade TJ, Seeley JS. Predictors of adolescent self rated health. Analysis of National Population health Survey. *Can J Public Health* 2002;93:193-7.
46. Kann L, Kinchen SA, Williams Bilv et al. Youth risk behavior surveillance-United States, 1997. In: center for disease control surveillance summaries, Morbidity and Mortality weekly Report 1998; 47 (55-3): 1-89.
47. Jejeebhoy SJ. Adolescent sexual and reproductive behavior: A review of the evidence from India. *Social Sciences and Medicine* 1998;46:1275-1290.
48. Ramesh K, Shantha K. Sexually transmitted diseases in Bangalore City. Some findings from an exploratory study. *The Journal of Family Welfare* 1996; 42:30-37.
49. Abraham L, Kumar K. Sexual experiences and their correlates among college students in Mumbai city, India. *International family planning perspectives* 1999; 25:139-146 and 152.
50. Kraft P. The age of Sexual Debut among Norwegian adolescents. *Tidsskr Nor Laegeforen* 1990;110:3021-4.
51. Sundet JM, Magnus P, Kvalem IL, Samuelsen SO, Bakketeig LS. Secular trends and sociodemographic regularities of coital debut age in Norway. *Arch Sex Behav* 1992;21:241-52.
52. Wielandt H, Boldsen J. Age at first intercourse. *J Biosoc Sci* 1989;21:169-77.
53. Grunseit AC, Richters J. Age at first intercourse in an Australian national sample of technical college students. *Aust NZ J Public Health* 2000;24:11-6.
54. Edgardh K. Sexual behavior and early coitarche in a national sample of 17-year-old Swedish girls. *Sex Transm infect* 2000; 76:98-102.
55. Wellings K, Wadsworth J, Johanson AM, Field J, Whitaker L, Field B. Provision of sex education and early sexual experience: The relation examined. *BMJ* 1995;311(7002): 417-20.
56. Selvan MS, Ross MW, Kapadia AS, Mathai R, Hira S. Study of perceived norms, beliefs and intended sexual behavior among higher secondary school students in India. *AIDS care* 2001;13:779-88
57. Heather J, Walter, Vaughan RD, Cohall AT. Psychosocial influences on AIDS-risk behaviors among high school students. *Pediatrics* 1991;88:846-852.
58. Alexander E, Kicker J. First coitus for adolescents: understanding why and when. *Journal of American Board of family practice* 1997;10:96-103.
59. Coker AL, Richter DL, Valios RF, Mckeown RE, Garrison CZ, Vincent ML. Correlates and consequences of early initiation sexual intercourse. *Journal of School Health* 1994; 64:372-377.
60. Walter HJ, Vaughan RD, Ragin DI, Cohall AT, Kasen S. Prevalence and correlates of AIDS related behavioral intentions among urban minority high school students. *AIDS Education and prevention* 1994;6: 339-350.
61. Cullari S, Mikus R. Correlates of adolescent sexual behavior. *Psychological Reports* 1990;66:1179-1184.
62. Lammer C, Ireland M, Resnick M, Blum R. Influences on adolescent's decision to postpone onset of sexual intercourse: a survival analysis of virginity among youths aged 13-18 years. *J Adolescent Health* 2000;26:42-8.
63. Resnick MD, Bearman PS, Blum RW, Bauman KE, Harris KM, Jones J, Tabor J, Beuhring T, Sieving RE, Shew M, Ireland M, Bearing LH, Udry JR. Protecting adolescents from harm. Fiding from National longitudinal Study on Adolescent Health. *JAMA* 1997;278:823-32.
64. Rosenthal SL, Von Ranson KM, Cotton S, Biro FM, Mills L, Succop PA. Sexual initiation: predictors and development trends. *Sex Trans Dis* 2001;28:527-32.
65. Carvajal Sc, Parcel GS, Banspach SW, Basen-Engquist K, Coyle KK, Kirby D, Chan W. Psychosocial predictors of first sexual intercourse by adolescents. *J Adolescent Health* 2001;28:41-5.
66. Karofsky PS, Zeng L, Kosork MR. Relationship between adolescent-parental communication and initiation of first intercourse by adolescents. *Pediatrics* 2002;109:581-4.
67. Spencer JM, Zimet GD, Aalsma MC, Orr DP. Self esteem as a predictor of initiation of first intercourse by adolescents *Adolescent Health* 2001;29:352-58.
68. Parwez et al; *Indian J Pediatrics* 2005;72:287-291.
69. Sharma V, Sharma A, The letterbox approach – A model for sex education in an orthodox society. *Fam Welfare* 1995; 41:31-33.
70. Siegel MD, Aten MJ, Roghmann KJ, Enaharo M. Early effects of a school-based human immunodeficiency virus infection and sexual risk prevention intervention. *Arch Pediatric Adolescent Med* 1998;152:961-970.
71. Mbizvo MT, Kasule J, Gupta V et al; Effect of randomized health education intervention on aspect of reproductive health knowledge and reproductive behavior among adolescents in Zimbabwe. *Soc Sc Med* 1997;44:573-577.
72. Boyer CB, Shafer MA, Techann JM, Education of knowledge and cognitive behavioral skills building intervention to prevent STD's and HIV infection in high school students. *Adolescence* 1997; 32 (125): 25-42.
73. Lakshmi PVM. Sexual behavior in adolescence: Psychosocial correlation. Doctor of Medicine Thesis Post Graduate Institute of Medical education and Research, Chandigarh, India, 2002
74. Singh KK et al 1998.

75. Michigan University study regarding teen pregnancy, 1997.
76. Omparkash Aggarwal, MD, Arun K Sharma, MD and Pragati Chhabra MD-study in sexuality of medical students in India. *Journal of Adolescent Health* 2000;26:226-229
77. Bang RA, Bang AT, Baitule M, Chaudhary Y, Aarmukaddam S, and Tale O. High prevalence of gynecological diseases in rural Indian women. *Lancet* 1989;85-88.
78. Sharma A, Sharma B. Sexual knowledge and practices of college girls in rural Gujarat, India. *The Journal of Family Welfare* 1996;42:19-25.
79. Routh, DK, & Schroeder, C.S. (1981). Masturbation and other sexual behaviors. In S. Gabel (Ed.), *Behavior problems of childhood* (p 387-392). New York: Grune & Stratton.
80. Claderone, M.A, & Johanson, E.W. (1983) *the family book about sexuality* (Rev. ed.). New York: Bantam books.
81. Rani Durgawati Vishwavidyalaya Jabalpur, impact of reproductive health education on KAP of adolescent boys with special reference to reproductive health. 1999-2000.
82. Dr Mahadeo, et al: The effectiveness of community youth services programme in reducing sexual risk behavior among African, American and Latin Urban adults adolescents 1996.
83. William et al: University of East Ham, England, Impact of sex education on postponing sexual involvement on sexual behavior, 1995.
84. University of California USA-Impact of postponing sexual involvement in youth's behavior, 1995.
85. Baylor college of Medicine, USA effectively of interactive sex education to delay sexual debut, 1994.
86. Kumta N.B: *Girl child in India*. IAP Publication 1992.